

Occhio

Occhio





# culture of light

We are fascinated of allowing people to shape the lightscape of their personal space, using light to enhance their quality of life.





# light is atmosphere

Our comprehensive lighting solutions are perfectly suited to meet your individual needs – and can be adapted any time. This is how you can provide the ideal atmosphere in every situation.






# enjoy beauty

At Occhio, beauty and quality are visible in the design of the luminaires as well as in the attention to detail, captivating surface finishes – and intuitive functions. Our commitment to aesthetics and continuity in design goes hand in hand with the harmony of interior design.




# feel the ease


We want to completely redefine our relationship with light. The joy of innovative functionality is immediately noticeable when you come in contact with luminaires from Occhio. The intuitive control of the light makes it a fascinating experience.




Mito




Mito linear




Sento



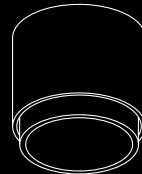
Sento sospeso



Più/Più R




io



lui



lei



Sito



## series

X

## family

12 – 19

Mito

20 – 117

Mito linear

118 – 181

L

182 – 187

Sento

188 – 217

Sento sospeso

218 – 231

Più/Più R

232 – 265

M

266 – 271

io spotlights

272 – 287

io 3d

288 – 303

lui spotlights

304 – 313

lui 3d

314 – 323

lei 3d

324 – 335

E

336 – 339

Sito

340 – 359

Control – joy of use

Occhio air & Occhio air plus

360 – 389

culture of light

Cases

390 – 427

X

Mito

Mito linear

L

Sento

Sento sospeso

Più

M

io

lui

lei

E


Sito



# X series

Mito combines captivating design, the finest quality of light and the magical interaction with light into one extraordinary, comprehensive system – creating an entirely new way to experience light.

Mito



Mito linear



X

L

Santo

Santo sospeso

Più

M

io

lui

lei

È

Sito





X series  
Mito product overview



Mito sospeso 40 suspended luminaire  
page 28–31



Mito sospeso due 40 suspended luminaire  
page 28–29



Mito soffitto 20 wall and ceiling luminaires  
page 54–57

Mito soffitto 40 wall and ceiling luminaires  
page 54–57

Mito soffitto 60 wall and ceiling luminaires  
page 54–57



Mito sfera 40/60 mirror luminaires  
page 86–87

Mito sfera corda 40/60 mirror luminaires  
page 90–91

Mito sfera su 40/60 mirror luminaires  
page 88–89



Mito sospeso 60 suspended luminaire  
page 32–35



Mito sospeso due 60 suspended luminaire  
page 32–33



Mito aura 40 wall and ceiling luminaires  
page 70–71

Mito aura 60 wall and ceiling luminaires  
page 72–73



Mito raggio arc luminaire  
page 102–103

Mito largo arc luminaire  
page 110–111



X series  
Mito linear product overview



Mito volo var 100 suspended luminaire  
page 124–125



Mito volo fix 100 suspended luminaire  
page 124–125



Mito volo track 100 suspended luminaire  
page 128–129



Mito alto up 40/70/100 ceiling luminaires  
page 140–141



Mito alto flat 40/70/100 ceiling luminaires  
page 142–143



Mito alto track 40/70/100 ceiling luminaires  
page 144–145



Mito terra 3d floor luminaire  
page 170–171



Mito volo var 140 suspended luminaire  
page 126–127



Mito volo fix 140 suspended luminaire  
page 126–127



Mito volo track 140 suspended luminaire  
page 128–129



Mito alto side up 40/70/100 wall washer  
page 154–155



Mito alto side flat 40/70/100 wall washer  
page 156–157



Mito alto side track 40/70/100 wall washer  
page 158–159



Mito terra floor luminaire  
page 172–173



Mito terra table top table luminaire  
page 174–175

x

# Mito



The myth of light

Mito

L

Santo

Santo sospeso

Più

M

io

lui

lei

me

Sito



# Mito sospeso

Our masterpiece – perfection down to the last detail, unique in its design and function



Design Axel Meise





Mito sospeso 40, 60  
surface rose gold





Mito sospeso 40, 60  
surfaces rose gold, matt black, matt gold and bronze



## Mito sospeso

### suspended luminaires

#### technology

»color tune« 2700/3000/3500/4000 K  
can be preset or steplessly adjusted  
via gesture control and Occhio air,  
high color LED (CRI 95)

#### light

lighting effects see page 46–47

#### surfaces head

#### colors

matt white, matt black, matt silver,  
matt gold



#### materials

rose gold, bronze



phantom, black phantom



#### surface canopy

matt white, matt black



The surfaces rose gold, bronze,  
phantom and black phantom  
may differ slightly from other  
product lines.



#### Mito sospeso 40 up – fix / var

surface-mounted, head ø 40 cm, pendant length  
max. 350 cm (fixed) / 50–200 cm (variable), 40 W  
(table 2220 lm / room 2140 lm), light intensity and  
color (2700–4000 K) and uplight / downlight conti-  
nuously adjustable via »touchless control« at the  
head or via Occhio air, alternatively dimmable via  
trailing-edge phase cut dimmer



**Occhio air control** (optional)  
information see  
page 360–389

**Mito DALI box** (optional for up)  
information see  
page 388–389

#### Mito sospeso 40 due – fix / var

surface-mounted, head ø 40 cm, pendant length max. 350 cm (fixed) / 50–200 cm (variable), 2 × 40 W  
(2 × table 2200 lm / 2 × room 2140 lm), light intensity and color (2700–4000 K) and uplight / downlight  
continuously adjustable via »touchless control« at the head or via Occhio air, alternatively dimmable  
via trailing-edge phase cut dimmer, synchronized luminaire heads



**Mito sospeso 40**  
surfaces rose gold



## Mito sospeso

### suspended luminaires

#### technology

»color tune« 2700/3000/3500/4000 K  
can be preset or steplessly adjusted  
via gesture control and Occhio air,  
high color LED (CRI 95)

+ optional pro version (»constant current«)  
for connection to external drivers, »touchless  
control« and »color tune« not applicable,  
can be configured with 2700/3000/4000 K,  
high color LED (CRI 95)

#### light

lighting effects see page 46–47

#### surfaces head

#### colors

matt white, matt black, matt silver,  
matt gold



#### materials

rose gold, bronze



phantom, black phantom



#### surfaces cover

matt white, matt black



The surfaces rose gold, bronze,  
phantom and black phantom  
may differ slightly from other  
product lines.



**Occhio air control** (optional)  
information see  
page 360–389


**Mito DALI box** (optional)  
information see  
page 388–389

#### Mito sospeso 40 flat – fix

hollow ceiling mounting, head ø 40 cm, pendant  
length max. 350 cm, 40 W (table 2200 lm / room  
2140 lm), light intensity and color (2700–4000 K)  
and uplight/downlight continuously adjustable via  
»touchless control« at the head or via Occhio air,  
alternatively dimmable via trailing-edge phase  
cut dimmer

#### Mito sospeso 40 pure – fix / var

flush ceiling mounted installation, head ø 40 cm,  
pendant length max. 350 cm (fixed) / 50–200 cm  
(variable), 40 W (table 2200 lm / room 2140 lm),  
light intensity and color (2700–4000 K) and up /  
downlight continuously adjustable via »touchless  
control« at the head or via Occhio air, alternatively  
dimmable via trailing-edge phase cut dimmer,  
not available as pro version



**Mito sospeso 40, 60**  
surfaces matt gold,  
rose gold, matt silver



## Mito sospeso

### suspended luminaires

#### technology

»color tune« 2700/3000/3500/4000 K  
can be preset or steplessly adjusted  
via gesture control and Occhio air,  
high color LED (CRI 95)

#### light

lighting effects see page 46–47

#### surfaces head

#### colors

matt white, matt black, matt silver,  
matt gold



#### materials

rose gold, bronze



phantom, black phantom



#### surface canopy

matt white, matt black



The surfaces rose gold, bronze,  
phantom and black phantom  
may differ slightly from other  
product lines.



#### Mito sospeso 60 up – fix / var

surface-mounted, head ø 60 cm, pendant length  
max. 350 cm (fixed) / 50–200 cm (variable), 60 W  
(table 3330 lm / room 3210 lm), light intensity and  
color (2700–4000 K) and uplight / downlight conti-  
nuously adjustable via »touchless control« on the  
head or via Occhio air, alternatively dimmable via  
trailing-edge phase cut dimmer



**Occhio air control** (optional)  
information see  
page 360–389

**Mito DALI box** (optional for up)  
information see  
page 388–389

#### Mito sospeso 60 due – fix / var

surface-mounted, head ø 60 cm, pendant length max. 350 cm (fixed) / 50–200 cm (variable), 2 × 60 W  
(2 × table 3330 lm / 2 × room 3210 lm), light intensity and color (2700–4000 K) and uplight / downlight  
continuously adjustable via »touchless control« at the head or via Occhio air, alternatively dimmable  
via trailing-edge phase cut dimmer, synchronized luminaire heads



Mito sospeso 40, 60 up  
surfaces matt white



## Mito sospeso

### suspended luminaires

#### technology

»color tune« 2700/3000/3500/4000 K  
can be preset or steplessly adjusted  
via gesture control and Occhio air,  
high color LED (CRI 95)

+ optional pro version (»constant current«)  
for connection to external drivers, »touchless  
control« and »color tune« not applicable,  
can be configured with 2700/3000/4000 K,  
high color LED (CRI 95)

#### light

lighting effects see page 46–47

#### surfaces head

#### colors

matt white, matt black, matt silver,  
matt gold



#### materials

rose gold, bronze



phantom, black phantom




#### surfaces cover

matt white, matt black



The surfaces rose gold, bronze,  
phantom and black phantom  
may differ slightly from other  
product lines.



**Occhio air control** (optional)  
information see  
page 360–389

**Mito DALI box** (optional)  
information see  
page 388–389

#### Mito sospeso 60 flat – fix

hollow ceiling mounting, head ø 60 cm, pendant  
length max. 350 cm, 60 W (table 3330 lm / room  
3210 lm), light intensity and color (2700–4000 K)  
and uplight/downlight continuously adjustable via  
»touchless control« at the head or via Occhio air,  
alternatively dimmable via trailing-edge phase  
cut dimmer

#### Mito sospeso 60 pure – fix / var


flush ceiling mounted installation, head ø 60 cm,  
pendant length max. 350 cm (fixed) / 50–200 cm  
(variable), 60 W (table 3330 lm / room 3210 lm), light  
intensity and color (2700–4000 K) and uplight/  
downlight continuously adjustable via »touchless  
control« at the head or via Occhio air, alternatively  
dimmable via trailing-edge phase cut dimmer,  
not available as pro version



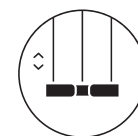
**Mito sospeso 60**  
surface rose gold

## Mito sospeso

height adjustment



Whether placed above a table or hovering somewhere in a room: Thanks to its unique height adjustment feature, Mito sospeso can be adjusted easily and conveniently. A sophisticated reel mechanism ensures that the ring of Mito always remains horizontal at any desired height.



**height adjustment** – with the optional height adjustment the length of the pendant can be adjusted continuously from 50 cm and 200 cm. The cables simply disappear into the canopy.

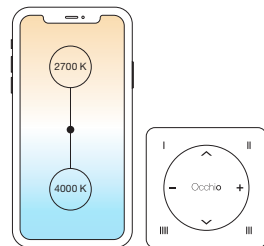
## Mito sospeso

### features

Magical moments: With Occhio »touchless control« Mito sospeso can be controlled as if by magic. Simple gestures are all it takes for Mito sospeso to change the light intensity and even the color of light. Switches, dimmers, etc. are a thing of the past.



**Occhio air** – intuitive  
Bluetooth control (optional)




app

controller

**KNX/DALI** – connectivity optional (see page 388–389)



**touchless control** – with the help of »touchless« control, any Mito sospeso within arm's reach of the user can be controlled with a simple gesture – touchlessly and intuitively thanks to innovative infrared sensors. Depending on the situation, gesture control can also be deactivated.



**up/down fading** – a unique feature: The Mito sospeso's full luminous power can be shifted from one side to the other through gesture control or Occhio air.

**two in one** – Mito sospeso offers double-sided light output with its two LED rings, allowing up and downlight to be operated independently of each other.



**color tune** – a feature for regulating the color temperature of Mito luminaires. A simple gesture or Occhio air lets you set the color temperature. From warm light tones at 2700 K to cooler light at 4000 K. A fixed, preset light color is also possible.

## Mito sospeso move

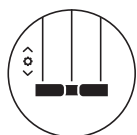

suspended luminaires with electric height adjustment





## Mito sospeso move

suspended luminaires with electric height adjustment

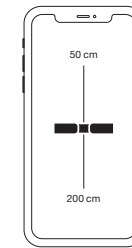


**magic move** – with electric height adjustment, you can continuously adjust the pendant length between 50 cm and 200 cm using gestures or via Occhio air. The cables simply disappear into the canopy or into the ceiling.

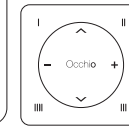
Fascinating fine motor skills: Mito sospeso move changes its position almost silently and as if by magic. A single gesture or touch is all it takes to adjust the luminaire to the desired height. Sensational comfort – and a spectacular eye-catcher!




**Occhio air** – intuitive  
Bluetooth control



app



controller



**touchless control** – with the help of »touchless« control, you can control any Mito sospeso move within arm's reach with a simple gesture – touchlessly and intuitively thanks to innovative infrared sensors. With a simple gesture the luminaire can be moved from the very top to the very bottom or adjusted in any specific position. Depending on the situation, gesture control can also be deactivated.

## Mito sospeso move

creating scenes



**scene** – the Mito sospeso move's electric height adjustment feature makes it possible to change the lighting mood by another dimension. Fascinating and completely situational scenarios can be created using the Occhio air app.



**Mito sospeso move up**  
available in sizes  
ø 40 cm and ø 60 cm




**Mito sospeso move pure**  
available in sizes  
ø 40 cm and ø 60 cm



optic diffuse  
for broad ceiling illumination

head

optic narrow  
for concentrated, glare-free light



optic flood  
for uniform ceiling illumination

head

optic wide  
for directed, glare-free light

## Mito sospeso

lighting effect – double-sided



room

light guide – diffuse  
lens optics – narrow (ca. 50°)



table

light guide – flood (ca. 100°)  
light guide – wide (ca. 80°)



Mito optics are manufactured in a complex casting process using optical silicone. A calculated rippled structure ensures the least possible glare and aesthetic light lines.





# Mito soffitto

Sophisticated lighting technology and exquisite design are harmoniously brought together







Mito soffitto 20, 40, 60 up  
surfaces matt black and matt silver





Mito soffitto 20, 40, 60 flat  
surfaces matt white



Mito soffitto  
wall and ceiling luminaires

**technology**  
»color tune« 2700/3000/3500/4000 K  
can be preset or steplessly adjusted  
via Occhio air, high color LED (CRI 95)

**light**  
lighting effects see page 60–61

**surfaces head**

**colors**  
matt white, matt black, matt silver,  
matt gold



**materials**  
rose gold, bronze




phantom, black phantom



**surface canopy**  
matt white, matt black



The surfaces rose gold, bronze,  
phantom and black phantom  
may differ slightly from other  
product lines.



20

40

60



**Occhio air control** (optional)  
information see  
page 360–389

**Mito DALI box** (optional)  
(not available for Mito soffitto 20 up)  
information see  
page 388–389

**Mito soffitto up**  
surface-mounted, head ø 20 cm, 20 W (900 lm), head ø 40 cm, 40 W (1700 lm), head ø 60 cm, 60 W  
(2400 lm), light intensity and color customizable and continuously adjustable via Occhio air (2700–4000 K)



Mito soffitto 60 up  
surface matt gold

# Mito soffitto

wall and ceiling luminaires

**technology**  
»color tune« 2700/3000/3500/4000 K  
can be preset or steplessly adjusted  
via Occhio air, high color LED (CRI 95)

+ optional pro version (»constant current«)  
for connection to external drivers, »color tune«  
not applicable, can be configured with  
2700/3000/4000 K, high color LED (CRI 95)

**light**  
lighting effects see page 60–61

**surfaces head**

**colors**  
matt white, matt black, matt silver,  
matt gold



**materials**  
rose gold, bronze




phantom, black phantom



**surfaces cover**  
matt white, matt black



The surfaces rose gold, bronze,  
phantom and black phantom  
may differ slightly from other  
product lines.



20 40 60



**Occhio air control** (optional)  
information see  
page 360–389

**Mito DALI box** (optional)  
information see  
page 388–389

**Mito soffitto flat**  
recessed mounting, head ø 20 cm, 20 W (900 lm), head ø 40 cm, 40 W (1700 lm), head ø 60 cm, 60 W  
(2400 lm), light intensity and color customizable and continuously adjustable via Occhio air (2700–4000 K)



Mito soffitto 40 flat  
surfaces matt gold

## Mito soffitto

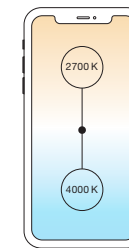
color tune



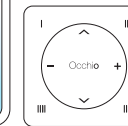
Select the color temperature of the light as you desire for your space. Occhio »color tune« responds with nuance to any situation



**Occhio air** – intuitive  
Bluetooth control (optional)




app



controller

**KNX/DALI** – connectivity optional (see page 388–389)



**color tune** – a fascinating feature for regulating the color temperature of Mito luminaires. Using the Occhio air app or controller, you can set the color temperature according to the situation: From warm light tones at 2700 K to cooler, vibrant light at 4000 K. A fixed, preset light color is also possible.



head

optic narrow

for concentrated, glare-free light

head

optic wide


for uniform room illumination

## Mito soffitto

lighting effects



lens optics – narrow (ca. 50°)



light guide – wide (ca. 80°)



light guide – wide (ca. 80°)

Mito optics are manufactured in a complex casting process using optical silicone. A calculated rippled structure ensures the least possible glare and aesthetic light lines.



**LED**  
HIGH COLOR



# Mito aura

The Centerpiece



Design Axel Meise





Mito aura 40  
surfaces phantom (canopy/body matt black)





Mito aura 60  
surfaces black phantom (canopy/body matt black)



Mito aura 60  
surface phantom (canopy/ body matt black)



## Mito aura

### wall and ceiling luminaires

#### technology

»color tune« 2700/3000/3500/4000 K  
can be preset or steplessly adjusted  
via gesture control and Occhio air,  
high color LED (CRI 95)

#### light

lighting effects see page 78–79

#### surfaces head

#### colors

matt white, matt black, matt silver,  
matt gold



#### materials

rose gold, bronze



phantom, black phantom



#### canopy/body surfaces

matt white, matt black



The surfaces rose gold, bronze,  
phantom and black phantom  
may differ slightly from other  
product lines.



**Occhio air control** (optional)  
information see  
page 360–389

**Mito DALI box** (optional)  
information see  
page 388–389

#### Mito aura 40

surface-mounted, head ø 40 cm, 40 W (wide 2310 lm / narrow 2140 lm), light intensity and color (2700–4000 K) and uplight / downlight continuously adjustable via »touchless control« at the head or via Occhio air, alternatively dimmable via trailing-edge phase cut dimmer



**Mito aura 40**  
surfaces phantom (canopy/body matt black)



## Mito aura

### wall and ceiling luminaires

#### technology

»color tune« 2700/3000/3500/4000 K  
can be preset or steplessly adjusted  
via gesture control and Occhio air,  
high color LED (CRI 95)

#### light

lighting effects see page 78–79

#### surfaces head

#### colors

matt white, matt black, matt silver,  
matt gold



#### materials

rose gold, bronze



phantom, black phantom



#### canopy/body surfaces

matt white, matt black



The surfaces rose gold, bronze,  
phantom and black phantom  
may differ slightly from other  
product lines.



**Occhio air control** (optional)  
information see  
page 360–389

**Mito DALI box** (optional)  
information see  
page 388–389

#### Mito aura 60

surface-mounted, head ø 60 cm, 60 W (wide 3460 lm/narrow 3210 lm), light intensity and color (2700–4000 K) and uplight/downlight continuously adjustable via »touchless control« at the head or via Occhio air, alternatively dimmable via trailing-edge phase cut dimmer



**Mito aura 60**  
surface phantom (canopy/body matt black)



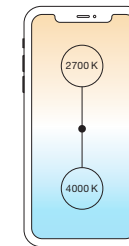
## Mito aura ceiling features



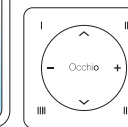
Iconic, sculptural, captivating – Mito aura floats seamlessly in the center of the room. With its characteristic, ring-shaped uplight and powerful, glare-free downlight, it creates unique lighting moods that can be adapted at any time thanks to »up/down fading« and »color tune«.



**Occhio air** – intuitive  
Bluetooth control (optional)




app



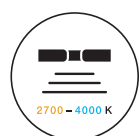
controller

**KNX/DALI** – connectivity optional (see page 388–389)



**two in one** – with Mito aura, the uplight and downlight can be operated independently of each other.

**up/down fading** – via Occhio air the full luminosity can be shifted from one side to the other or via preset a predefined distribution can be set.



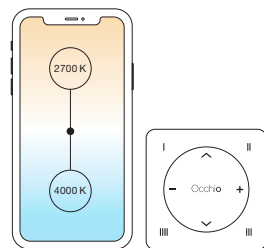
**color tune** – the color temperature can be continuously adjusted with Occhio air or it can be predefined with the preset function.

## Mito aura wall features

The Mito aura wall luminaire is like a piece of art – with a magical power of attraction! The relationship between direct and indirect light can be adjusted at any time – via Occhio air or with a simple gesture. The color temperature can also be adjusted just as intuitively with »color tune« – or it is predefined via the preset function.



**Occhio air** – intuitive  
Bluetooth control (optional)




app

controller

**KNX/DALI** – connectivity optional (see page 388–389)

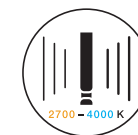



**touchless control** – with the help of »touchless« control, the Mito aura wall luminaire can be controlled with a simple gesture – touchlessly and intuitively thanks to innovative infrared sensors. Depending on the situation, gesture control can also be deactivated.



**fading** – a unique feature: The Mito aura's full luminosity can be shifted from one side to the other through gesture control or Occhio air.

**two in one** – Mito aura offers double-sided light output with its two LED rings, allowing direct and indirect light to be operated independently of each other.



**color tune** – a feature for regulating the color temperature of Mito luminaires. A simple gesture or Occhio air lets you set the color temperature. From warm light tones at 2700 K to cooler light at 4000 K. A fixed, preset light color is also possible.





optic diffuse

for broad wall and ceiling illumination

head

optic narrow

for concentrated, glare-free light

optic diffuse

for broad wall and ceiling illumination

head

optic wide

for directed, glare-free light



## Mito aura

lighting effect – double-sided



room

light guide – diffuse

lens optics – narrow (ca. 50°)



wide

light guide – diffuse

lens optics – wide (approx. 80°)

wide

light guide – diffuse

light guide – wide (approx. 80°)



Mito optics are manufactured in a complex casting process using optical silicone. A calculated rippled structure ensures the least possible glare and aesthetic light lines.



# Mito sfera

Mirror luminaires reinterpreted – for that unparalleled look







Mito sfera 60  
surface bronze







Mito sfera  
mirror luminaires

**technology**  
»color tune« 2700/3000/3500/4000 K  
can be preset or steplessly adjusted  
via gesture control and Occhio air,  
high color LED (CRI 95)

**light**  
lighting effects see page 94–95

**surfaces head**

**colors**  
matt white, matt black, matt silver,  
matt gold



**materials**  
rose gold, bronze



phantom, black phantom



**mirror**



clear



tinted

The surfaces rose gold, bronze,  
phantom and black phantom  
may differ slightly from other  
product lines.



40



60



**Occhio air control** (optional)  
information see  
page 360–389

**Mito sfera**  
surface-mounted, incl. mirror, head ø 40 cm, 20 W (800 lm), head ø 60 cm, 40 W (1600 lm), light intensity  
and color (2700–4000 K) continuously adjustable via »touchless control« at the head or via Occhio air,  
alternatively dimmable via trailing-edge phase cut dimmer



Mito sfera 60  
surface matt black

Mito sfera su  
mirror luminaires

**technology**  
»color tune« 2700/3000/3500/4000 K  
can be preset or steplessly adjusted  
via gesture control and Occhio air,  
high color LED (CRI 95)

**light**  
lighting effects see page 94–95

**surfaces head**

**colors**  
matt white, matt black, matt silver,  
matt gold



**materials**  
rose gold, bronze



phantom, black phantom



The surfaces rose gold, bronze,  
phantom and black phantom  
may differ slightly from other  
product lines.



40



60



**Occhio air control** (optional)  
information see  
page 360–389

**Mito sfera su**  
mounted on the customer's own mirror, external power supply unit, head ø 40 cm, 20 W (800 lm),  
head ø 60 cm, 40 W (1600 lm), light intensity and color (2700–4000 K) continuously adjustable  
via »touchless control« at the head or via Occhio air (optional), alternatively dimmable via  
trailing-edge phase cut dimmer



**Mito sfera su 40, 60**  
surfaces phantom



# Mito sfera corda

mirror luminaires

**technology**  
»color tune« 2700/3000/3500/4000 K  
can be preset or steplessly adjusted  
via gesture control and Occhio air,  
high color LED (CRI 95)

**light**  
lighting effects see page 94–95

**surfaces head**

**colors**  
matt white, matt black, matt silver,  
matt gold



**materials**  
rose gold, bronze



phantom, black phantom



**mirror**



clear



tinted

The surfaces rose gold, bronze,  
phantom and black phantom  
may differ slightly from other  
product lines.



**Occhio air control** (optional)  
information see  
page 360–389



40

60

**Mito sfera corda**  
surface-mounted, incl. mirror and network connection cable, head ø 40 cm, 20 W (800 lm), head ø 60 cm,  
40 W (1600 lm), light intensity and color (2700–4000 K), continuously adjustable via »touchless control«  
at the head or via Occhio air (optional), alternatively dimmable via trailing-edge phase cut dimmer



Mito sfera corda 60  
surface phantom

## Mito sfera

### features

enjoy beauty – the Mito mirror luminaire provides comprehensively homogeneous and individually adjustable light. With gesture control, the light can be dimmed and its color temperature adjusted according to personal taste, making the walk over to the mirror a unique experience!



**Occhio air** – intuitive  
Bluetooth control (optional)



**beauty light** – the lighting effect developed specifically for Mito sfera ensures even illumination and provides the perfect reflection. The Mito sfera signature look – sparkling eyes and a perfect glow.




**touchless control** – Mito sfera can be switched on or off or dimmed with simple handgestures – touchlessly and intuitively thanks to innovative infrared sensors. Depending on the situation, gesture control can also be deactivated.



**color tune** – you can adjust the temperature of light according to the situation using gestures: From warm tones at 2700 K to cooler light at 4000 K. This can also be controlled via the Occhio air app or using the Occhio air controller. A fixed, preset light color is also possible.





## Mito sfera

lighting effect




light guide – wide-diffuse (ca. 100°)

Mito optics are manufactured in a complex casting process using optical silicone. A calculated rippled structure ensures the best possible light distribution and aesthetic light lines.



# Mito raggio & Mito largo

The perfect balance between purism and extravagance



Design Axel Meise





Mito raggio, Mito largo  
surfaces bronze





Mito raggio  
surface phantom



## Mito raggio

### arc luminaire

#### technology

»color tune« 2700–4000K continuously adjustable via gesture control, »body sensor« and Occhio air, high color LED (CRI 95)

#### light

lighting effects see page 116–117

#### surfaces head

#### colors

matt white, matt black, matt silver, matt gold



#### materials

rose gold, bronze



phantom, black phantom



#### surfaces body, base

matt white, matt black



The surfaces rose gold, bronze, phantom and black phantom may differ slightly from other product lines.



**Occhio air control** (included)  
information see  
page 360–389

#### Mito raggio


height 205 cm, head ø 60 cm, 60 W (3330 lm), light intensity and color (2700–4000 K) and upright/downlight continuously adjustable via gesture control at the head, »body sensor« or Occhio air (included)



**Mito raggio**  
surface matt gold

## Mito raggio

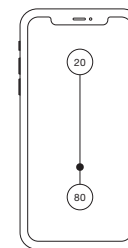
up/down fading



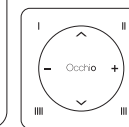
Become a lighting designer for your living space: With Mito raggio, you can create powerful lighting moods – with a simple, intuitive gesture. The uplight and downlight can be controlled separately – a fascinating experience thanks to Occhio's »up/down fading« technology.



**Occhio air** – intuitive  
Bluetooth control (included)



app



controller



**up/down fading** – a unique feature: The Mito raggio's full luminosity can be shifted from one side to the other through gesture control at the head, »body sensor« or Occhio air.

**two in one** – Mito raggio offers double-sided light output with its two LED rings, allowing up and downlight to be operated independently of each other.



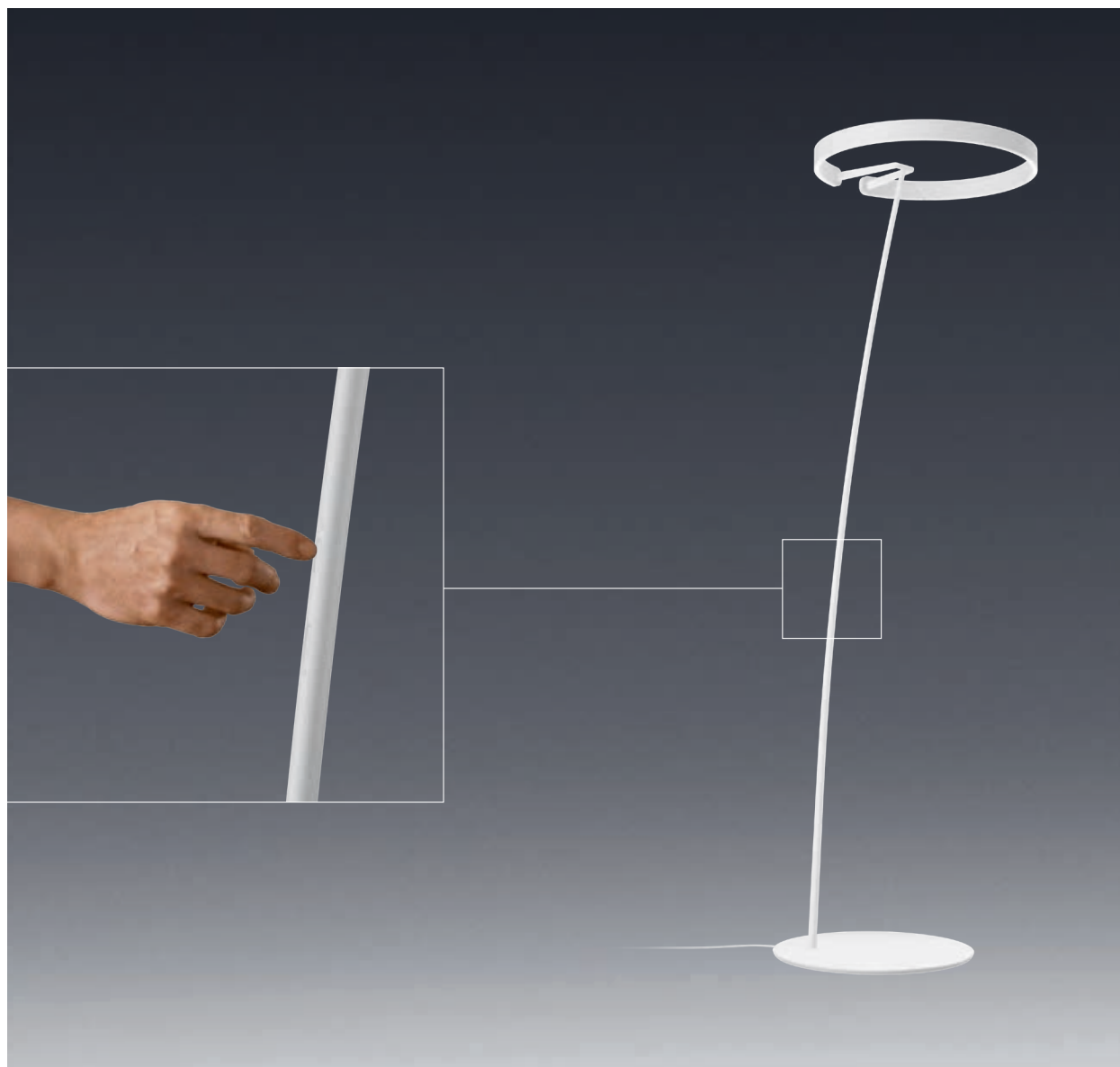
## Mito raggio

### features


Maximum comfort: Whether you're walking by or sitting down – thanks to »body sensor« and gesture control, Mito raggio's light can be controlled from any position. The light color can also be adjusted to your mood with a simple gesture.




**Occhio air** – intuitive  
Bluetooth control (included)



**body sensor** – the light of Mito raggio can be conveniently controlled via »body sensor« at the hip height – very gently with light finger touches.



**touchless control** – thanks to gesture control, Mito raggio can be controlled with a simple hand gesture – touchlessly and intuitively thanks to innovative infrared sensors. Depending on the situation, gesture control can also be deactivated.



**color tune** – a feature for regulating the color temperature of Mito luminaires. You can adjust the color temperature of light according to the situation via gesture control at the head, »body sensor« or Occhio air: From warm tones at 2700 K to cooler light at 4000 K.







## Mito largo

### arc luminaire

#### technology

»color tune« 2700–4000K  
continuously adjustable  
via gesture control and Occhio air,  
high color LED (CRI 95)

#### light

lighting effects see page 116–117

#### surfaces head

#### colors

matt white, matt black, matt silver,  
matt gold



#### materials

rose gold, bronze



phantom, black phantom

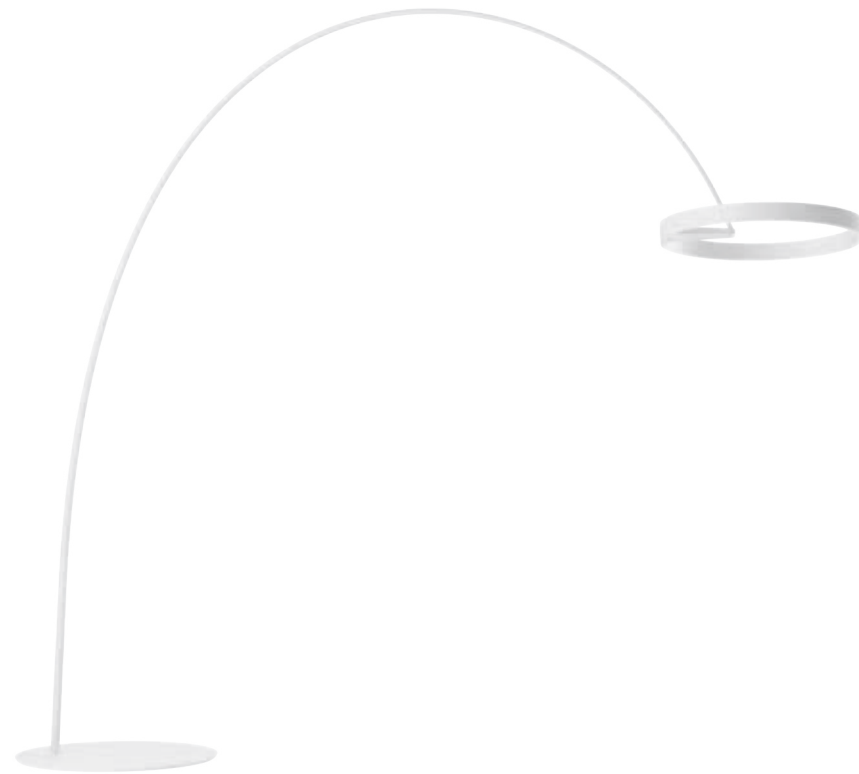


#### surfaces body, base

matt white, matt black



The surfaces rose gold, bronze,  
phantom and black phantom  
may differ slightly from other  
product lines.



**Occhio air control** (included)  
information see  
page 360–389

#### Mito largo

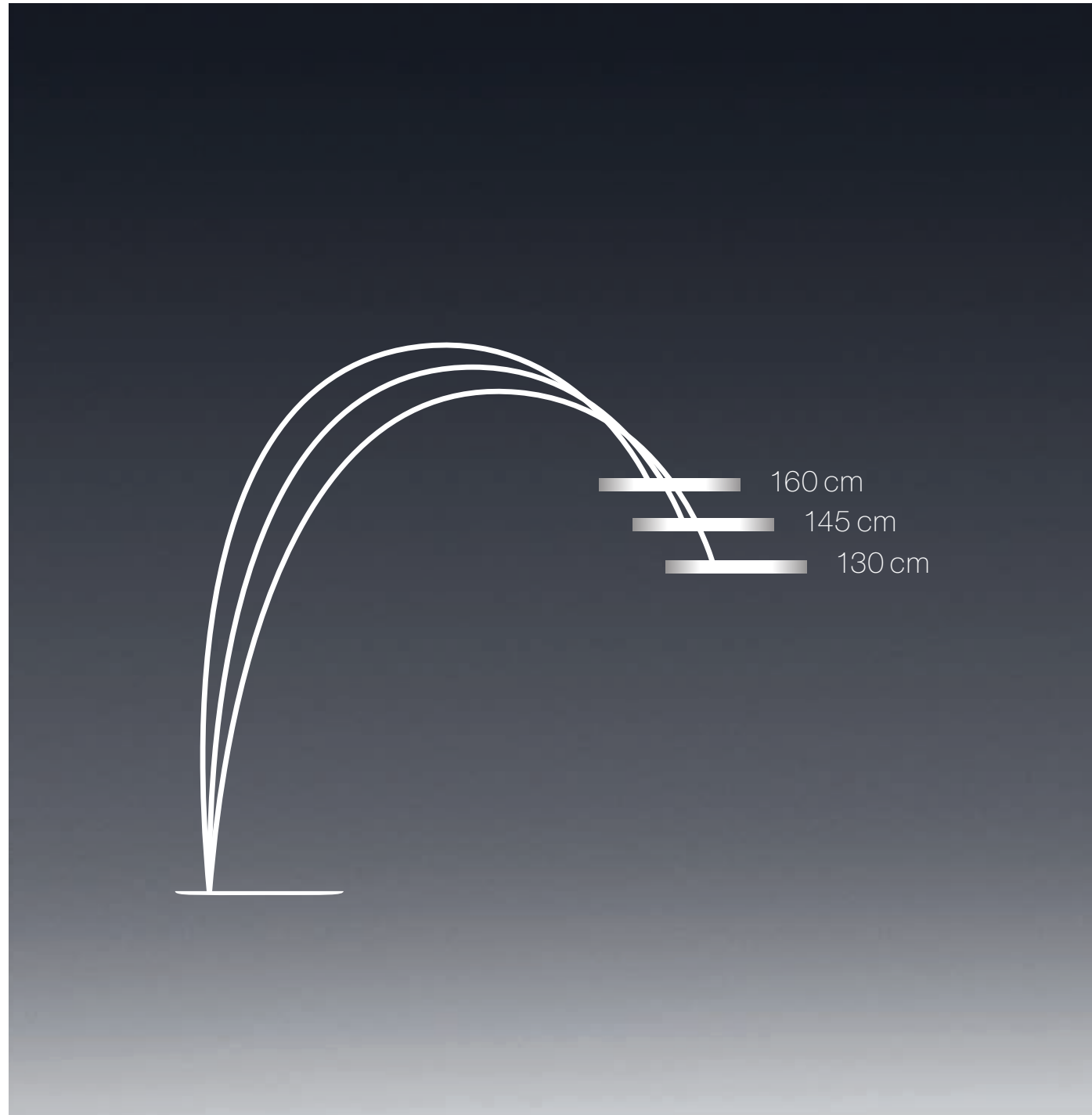
height of head adjustable during mounting 130 cm, 145 cm or 160 cm, resulting total height approx. 210–240 cm, arc width 265 cm, head ø 60 cm, 60 W (3330 lm), light intensity and color (2700–4000 K) and upright / downlight continuously adjustable via gesture control at the head or via Occhio air (included)



**Mito largo**  
surface black phantom

## Mito largo

height adjustment



Weightless, sensual, elegant: Mito largo's circular head floats on the tapered, minimalist carbon body. Thanks to its simple mechanism, the luminaire head can be set at three heights. Whether in your living room or above the dining table: Mito largo has a versatile range of uses.



**height adjustment** – regardless of the application and table height, the head of the Mito largo can be set at three levels during installation – 130 cm, 145 cm or 160 cm.



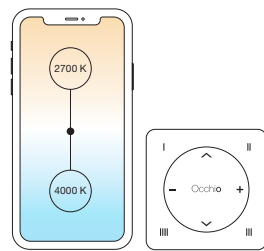
## Mito largo

### features

Magical moments: Thanks to »touchless control«, Mito largo can be controlled as if by magic. Simple gestures are all it takes to control the luminosity from the uplight to the downlight independently of each other and even adjust the color temperature.




**Occhio air** – intuitive  
Bluetooth control (included)




app

controller




**touchless control** – thanks to gesture control, Mito largo can be controlled with a simple hand gesture – touchlessly and intuitively thanks to innovative infrared sensors. Depending on the situation, gesture control can also be deactivated.



**up/down fading** – a unique feature: Mito largo's full luminosity can be shifted from one side to the other through gesture control or Occhio air.

**two in one** – Mito largo offers double-sided light output with its two LED rings, allowing up and downlight to be operated independently of each other.



**color tune** – a feature for regulating the color temperature of Mito luminaires. You can adjust the color temperature according to the situation via gesture control or Occhio air: From warm tones at 2700 K to cooler light at 4000 K.



**optic flood**  
for uniform ceiling illumination

head

**optic wide**  
for concentrated, glare-free light

## Mito raggio

lighting effect – double-sided



light guide – flood (approx. 100°) ↑  
light guide – wide (approx. 80°) ↓

## Mito largo

lighting effect – double-sided

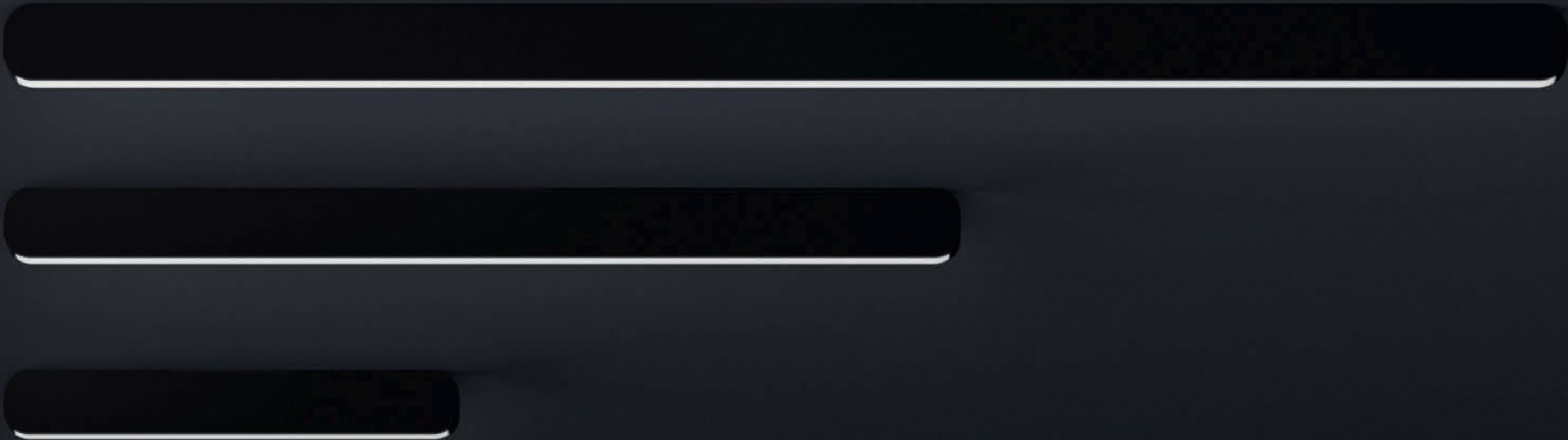


light guide – flood (approx. 100°) ↑  
light guide – wide (approx. 80°) ↓


Mito optics are manufactured in a complex casting process using optical silicone. A calculated rippled structure ensures the least possible glare and aesthetic light lines.



# Mito linear



The new shape of light



# Mito volo

Innovation in its most beautiful form



Design Axel Meise





Mito volo 140 up, Mito alto side 70  
surfaces matt silver, matt white and matt gold



## Mito volo

### suspended luminaires

#### technology

»color tune« 2700/3000/3500/4000 K  
can be preset or steplessly adjusted  
via gesture control and Occhio air,  
high color LED (CRI 95)

+ optional pro version (»constant current«)  
for connection to external drivers, »touchless  
control« and »color tune« not applicable,  
can be configured with 2700/3000/4000 K,  
high color LED (CRI 95)

#### light

lighting effects see page 134–135

#### surfaces head

#### colors

matt white, matt black, matt silver,  
matt gold



#### materials

rose gold, bronze



phantom, black phantom



#### surfaces cover, canopy

matt white, matt black



The surfaces rose gold, bronze,  
phantom and black phantom  
may differ slightly from other  
product lines.



#### Mito volo 100 var up

surface-mounted, head length 103 cm, pendant  
length 65–165 cm (optional 135–235 cm), 45 W  
(table 2900 lm / room 2800 lm), light intensity and  
color (2700–4000 K) and uplight/downlight contin-  
uously adjustable via »touchless control« at the head  
or via Occhio air, alternatively dimmable via trailing-  
edge phase cut dimmer, not available as pro version



#### Mito volo 100 fix up

surface-mounted, head length 103 cm, pendant  
length max. 350 cm, 45 W (table 2900 lm / room  
2800 lm), light intensity and color (2700–4000 K)  
and uplight/downlight continuously adjustable via  
»touchless control« at the head or via Occhio air,  
alternatively dimmable via trailing-edge phase  
cut dimmer



#### Mito volo 100 fix flat

hollow ceiling mounting, head length 103 cm, pen-  
dant length max. 350 cm, 45 W (table 2900 lm / room  
2800 lm), light intensity and color (2700–4000 K)  
and uplight/downlight continuously adjustable via  
»touchless control« at the head or via Occhio air,  
alternatively dimmable via trailing-edge phase  
cut dimmer



#### Mito volo 100 fix up midfeed

surface-mounted / midfeed, head length 103 cm,  
pendant length max. 350 cm, 45 W (table 2900 lm /  
room 2800 lm), light intensity and color (2700–  
4000 K) and uplight/downlight continuously adjustable  
via »touchless control« at the head or via Occhio air,  
alternatively dimmable via trailing-edge phase cut  
dimmer, not available as pro version



#### Mito volo 100 var pure

flush ceiling mounted installation, head length  
103 cm, pendant length 65–165 cm (optional  
135–235 cm), 45 W (table 2900 lm / room 2800 lm),  
light intensity and color (2700–4000 K) and up-  
light/downlight continuously adjustable via  
»touchless control« at the head or via Occhio air,  
alternatively dimmable via trailing-edge phase  
cut dimmer, not available as pro version



**Occhio air control** (optional)  
information see  
page 360–389

**Mito DALI box** (optional)  
information see  
page 388–389



**Mito volo 100**  
surfaces matt white and matt gold



## Mito volo

### suspended luminaires

#### technology

»color tune« 2700/3000/3500/4000 K  
can be preset or steplessly adjusted  
via gesture control and Occhio air,  
high color LED (CRI 95)

optional pro version (»constant current«)  
for connection to external drivers, »touchless  
control« and »color tune« not applicable,  
can be configured with 2700/3000/4000 K,  
high color LED (CRI 95)

#### light

lighting effects see page 134–135

#### surfaces head

#### colors

matt white, matt black, matt silver,  
matt gold



#### materials

rose gold, bronze



phantom, black phantom



#### surfaces cover, canopy

matt white, matt black



The surfaces rose gold, bronze,  
phantom and black phantom  
may differ slightly from other  
product lines.



#### Mito volo 140 var up

surface-mounted, head length 136 cm, pendant  
length adjustable from 65–165 cm (optional  
135–235 cm), 60 W (table 3900 lm / room 3700 lm),  
light intensity and color (2700–4000 K) and up /  
downlight continuously adjustable via »touchless  
control« on the head or via Occhio air, alternatively  
dimmable via trailing-edge phase cut dimmer, not  
available as pro version



#### Mito volo 140 fix up

surface-mounted, head length 136 cm, pendant  
length max. 350 cm, 60 W (table 3900 lm / room  
3700 lm), light intensity and color (2700–4000 K)  
and uplight / downlight continuously adjustable via  
»touchless control« at the head or via Occhio air,  
alternatively dimmable via trailing-edge phase  
cut dimmer



#### Mito volo 140 fix flat

hollow ceiling mounting, head length 136 cm, pen-  
dant length max. 350 cm, 60 W (table 3900 lm / room  
3700 lm), light intensity and color (2700–4000 K)  
and uplight / downlight continuously adjustable via  
»touchless control« at the head or via Occhio air,  
alternatively dimmable via trailing-edge phase  
cut dimmer, not available as pro version



#### Mito volo 140 fix up midfeed

surface-mounted / midfeed, head length 136 cm, pen-  
dant length max. 350 cm, 60 W (table 3900 lm / room  
3700 lm), light intensity and color (2700–4000 K) and  
uplight / downlight continuously adjustable via »touchless  
control« at the head or via Occhio air, alternatively  
dimmable via trailing-edge phase cut dimmer, not  
available as pro version



#### Mito volo 140 var pure

flush ceiling mounted installation, head length  
136 cm, pendant length 65–165 cm (optional  
135–235 cm), 60 W (table 3900 lm / room 3700 lm),  
light intensity and color (2700–4000 K) and  
uplight / downlight continuously adjustable via  
»touchless control« at the head or via Occhio air,  
alternatively dimmable via trailing-edge phase  
cut dimmer, not available as pro version



**Occhio air control** (optional)  
information see  
page 360–389

**Mito DALI box** (optional)  
informationen see  
page 388–389



**Mito volo 140**  
surface matt gold



## Mito volo

### track suspended luminaires

#### technology

»color tune« 2700/3000/3500/4000 K  
can be preset or steplessly adjusted  
via gesture control and Occhio air,  
high color LED (CRI 95)

+ optional pro version (»constant current«)  
for connection to external drivers, »touchless  
control« and »color tune« not applicable,  
can be configured with 2700/3000/4000 K,  
high color LED (CRI 95)

#### light

lighting effects see page 134–135

#### surfaces head

#### colors

matt white, matt black, matt silver,  
matt gold



#### materials

rose gold, bronze



phantom, black phantom



#### surfaces cover, canopy

matt white, matt black



The surfaces rose gold, bronze,  
phantom and black phantom  
may differ slightly from other  
product lines.



**Occhio air control** (optional)  
information see  
page 360–389

**Mito DALI box** (optional)  
informationen see  
page 388–389

#### Mito volo 100 track

track mounting for 3-phase track (Eutrac, Zumtobel, Erco, DALI version only compatible with Eutrac), pendant length max. 350 cm, 45 W (table 2900 lm / room 2800 lm), light intensity and color (2700–4000 K) and uplight / downlight continuously adjustable via »touchless control« at the head, alternatively dimmable via trailing-edge phase cut dimmer

#### Mito volo 140 track

track mounting for 3-phase track (Eutrac, Zumtobel, Erco, DALI version only compatible with Eutrac), pendant length max. 350 cm, 60 W (table 3900 lm / room 3700 lm), light intensity and color (2700–4000 K) at the head, alternatively dimmable via trailing-edge phase cut dimmer and uplight / downlight continuously adjustable via »touchless control« at the head




**Mito volo 140 track**  
surface matt black

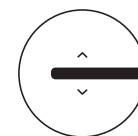


**Mito volo**

height adjustment



Thanks to its unique height adjustment feature, Mito volo can be moved smoothly and conveniently for precise height adjustment. Whether you want evenly distributed or focused light – with the height adjustment feature, you can tailor the lighting effect to your specific situation. A sophisticated reel mechanism ensures that Mito volo always remains horizontal.



**height adjustment** – the pendant length of Mito volo can be continuously adjusted between 65 cm and 165 cm with the optional height adjustment feature. This allows the cables to be hidden in the canopy. A pendant length of between 135 cm and 235 cm is available for higher ceilings.

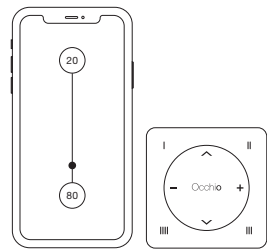
## Mito volo

### features

Only interaction with Mito volo brings its true talents to shine: The powerful light is controlled intuitively and as if by magic with a gesture on the luminaire head – or via Occhio air. This allows you to control the intensity of the light on both sides independently of each other and continuously fade it up and down. The color temperature can be adjusted as desired at any time. Mito volo offers fascinating possibilities for design – and the game of light can commence!




**Occhio air** – intuitive  
Bluetooth control (optional)



app


controller

**KNX/DALI** – connectivity optional (see page 388–389)

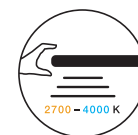



**up/down fading** – a unique feature: Mito volo's full luminosity can be continuously shifted from one side to the other through gesture control or Occhio air.

**two in one** – Mito volo is equipped with two LED strips, allowing up and downlight to be operated independently of each other.



**touchless control** – thanks to invisible sensors integrated at the ends, Mito volo can be controlled with simple gestures – touchlessly and intuitively. Depending on the situation, gesture control can also be deactivated.



**color tune** – with simple gesture or Occhio air, you can set the color temperature of Mito volo according to the situation. From warm light tones at 2700 K to cooler, vibrant light at 4000 K. A fixed, preset light color is also possible.



optic diffuse  
for broad ceiling illumination

head

optic narrow  
for concentrated, glare-free light


optic flood  
for uniform ceiling illumination

head

optic wide  
for directed, glare-free light

## Mito volo


lighting effect – double-sided



room

diffuser optics – diffuse

Lens optics – narrow (approx. 25°)



table

ripple optics (approx. 100°)

lens optics – wide (approx. 80°)



The precisely calculated lens optics from Mito linear are integrated into the profile to provide powerful, focused light with the least possible glare. The rippled structure of the cover allow the individual lenses to become one light line whilst also creating a homogeneous lighting effect.



# Mito alto

Minimalistic on the outside, revolutionary on the inside



Design Axel Meise





Mito alto 100 flat  
surfaces matt white



# Mito alto

ceiling luminaires

**technology**  
»color tune« 2700/3000/3500/4000 K  
can be preset or steplessly adjusted  
via Occhio air, high color LED (CRI 95)

**light**  
lighting effects see page 148–149

**surfaces head**

**colors**  
matt white, matt black, matt silver,  
matt gold



**materials**  
rose gold, bronze



phantom, black phantom




**surfaces cover**  
matt white, matt black



**surfaces inlay, »air« inlay**  
Always included in the color of the cover  
in the scope of delivery. Exception: inlay  
provided in the color of the head if the  
head is matt silver / matt black / matt white,  
inlay provided in matt black if the head  
is phantom / black phantom.

The surfaces rose gold, bronze,  
phantom and black phantom  
may differ slightly from other  
product lines.



**Occhio air control** (optional)  
information see  
page 360–389

**Mito DALI box** (optional)  
informationen see  
page 388–389

**Mito alto up**  
surface-mounted, head height 5 cm, length 37 cm, 70 cm, 103 cm, 15 W (table 800 lm / room 800 lm),  
30 W (table 1600 lm / room 1600 lm), 45 W (table 2400 lm / room 2400 lm), light intensity and color  
continuously adjustable via Occhio air (2700–4000 K)



Mito alto 40 up  
surfaces matt white



Mito alto  
ceiling luminaires

**technology**  
»color tune« 2700/3000/3500/4000 K  
can be preset or steplessly adjusted  
via Occhio air, high color LED (CRI 95)

+ optional pro version (»constant current«) for  
connection to external drivers, »color tune«  
not applicable, can be configured with  
2700/3000/4000 K, high color LED (CRI 95)

**light**  
lighting effects see page 148–149

**surfaces head**

**colors**  
matt white, matt black, matt silver,  
matt gold



**materials**  
rose gold, bronze



phantom, black phantom



**surfaces cover** (Mito alto flat only)  
matt white, matt black



**surfaces inlay, »air« inlay**  
(Mito alto flat only)  
Always included in the color of the cover  
in the scope of delivery. Exception: inlay  
provided in the color of the head if the  
head is matt silver / matt black / matt white,  
inlay provided in matt black if the head is  
phantom / black phantom.

The surfaces rose gold, bronze,  
phantom and black phantom  
may differ slightly from other  
product lines.



**Occhio air control** (optional)  
information see  
page 360–389

**Mito DALI box** (optional)  
informationen see  
page 388–389



40



70



100

**Mito alto flat**

hollow ceiling mounting, head height 3 cm, length 37 cm, 70 cm, 103 cm, 15 W (table 800 lm / room 800 lm),  
30 W (table 1600 lm / room 1600 lm), 45 W (table 2400 lm / room 2400 lm), light intensity and color  
continuously adjustable via Occhio air (2700–4000 K)



40



70



100

**Mito alto pure**

recessed mounting, head height 2 cm, length 37 cm, 70 cm, 103 cm, 15 W (table 800 lm / room 800 lm),  
30 W (table 1600 lm / room 1600 lm), 45 W (table 2400 lm / room 2400 lm), light intensity and color  
continuously adjustable via Occhio air (2700–4000 K), not available as pro version



Mito alto 40/100 flat  
surfaces matt white and matt black

# Mito alto

track ceiling luminaires

**technology**  
»color tune« 2700/3000/3500/4000 K  
can be preset or steplessly adjusted  
via Occhio air, high color LED (CRI 95)

**light**  
lighting effects see page 148–149

**surfaces head**

**colors**  
matt white, matt black, matt silver,  
matt gold



**materials**  
rose gold, bronze



phantom, black phantom



**surfaces inlay**  
matt white, matt black, matt silver



**surfaces inlay, »air« inlay, DALI inlay**  
inlay color available in matt black,  
matt white, or matt silver. Exception:  
inlay provided in the color of the head  
if the head is matt silver / matt black /  
matt white, inlay provided in matt black  
if the head is phantom / black phantom.

The surfaces rose gold, bronze,  
phantom and black phantom  
may differ slightly from other  
product lines.



40



70



100



**Occhio air control** (optional)  
information see  
page 360–389

**Mito DALI box** (optional)  
informationen see  
page 388–389

**Mito alto track**  
track mounting with intrac adapter for 3-phase track (Eutrac, Zumtobel, Erco, DALI version only compatible with Eutrac), head height 5 cm, length 37 cm, 70 cm, 103 cm, 15 W (table 800 lm / room 800 lm), 30 W (table 1600 lm / room 1600 lm), 45 W (table 2400 lm / room 2400 lm), light intensity and color customizable or continuously adjustable via Occhio air (2700–4000 K)

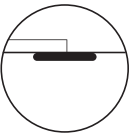
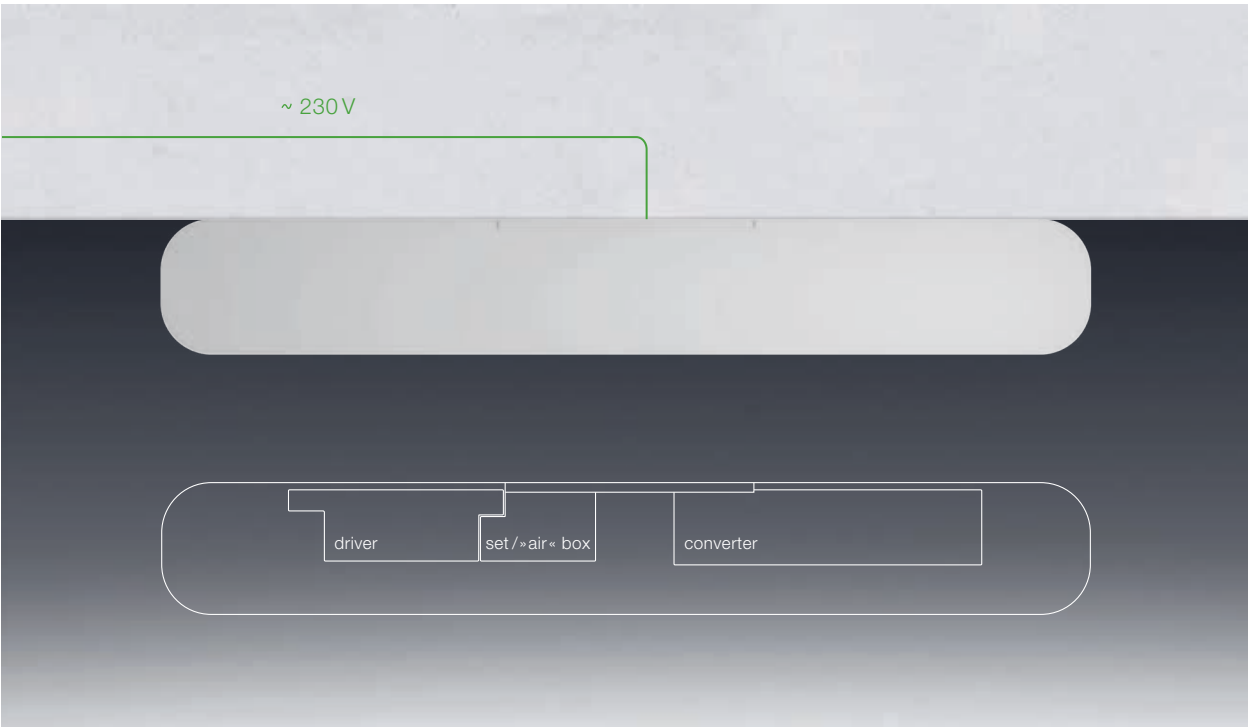
Mito alto 70 track  
surfaces matt white



Mito alto  
features

With its glare-free lens optics and various lengths, versions and surfaces, Mito alto has a versatile range of uses – and thereby opens up entirely new possibilities for lighting design. Thanks to their integrated power supply, the »up« versions can also be mounted directly onto solid ceilings. »color tune« lets you become the lighting designer of your own environment as it allows you to preset the color temperature of Mito alto or adjust it at any time via Occhio air.

mounting options flat/up  
(included in the scope of delivery)



**plug & play** – Mito alto up's integrated power supply makes working with light as easy as it was in the days of the light bulb: The technology can be used without an external power supply unit and enables an exceptionally pure design.



**KNX/DALI** – connectivity optional  
(see page 388–389)




**color tune** – this feature allows you to choose or adjust the light color via Occhio air (optional) at any time, as you desire for your space, from warm light tones at 2700 K to cooler, vibrant light at 4000 K. (Fig. Mito alto flat)

head

optic narrow


for concentrated, glare-free light



head


optic wide

for uniform room illumination




## Mito alto

lighting effects



lens optics – narrow (approx. 25°)




lens optics – wide (approx. 80°)

The precisely calculated lens optics from Mito alto are integrated into the profile to ensure powerful, focussed light with the least possible glare. The ripple structure of the cover allows the individual lenses to become one linearly whilst also creating a homogeneous lighting effect.



**LED**  
HIGH COLOR





# Mito alto side

Puristic design elements and innovative lighting tool –  
opening up entirely new possibilities in lighting design



Design Axel Meise





# Mito alto side wall washer

**technology**  
»color tune« 2700/3000/3500/4000 K  
can be preset or steplessly adjusted  
via Occhio air, high color LED (CRI 95)

**light**  
lighting effects see page 162–163

**surfaces head**

**colors**  
matt white, matt black, matt silver,  
matt gold



**materials**  
rose gold, bronze



phantom, black phantom



**surfaces cover**  
matt white, matt black



**surfaces inlay, »air« inlay**  
Always included in the color of the cover  
in the scope of delivery. Exception: inlay  
provided in the color of the head if the  
head is matt silver / matt black / matt  
white, inlay provided in matt black if the  
head is phantom / black phantom.

The surfaces rose gold, bronze,  
phantom and black phantom  
may differ slightly from other  
product lines.



40



70



100



**Occhio air control** (optional)  
information see  
page 360–389

**Mito DALI box** (optional)  
informationen see  
page 388–389

**Mito alto side up**  
surface-mounted, head height 5 cm, length 38 cm, 71 cm, 104 cm, 15 W (800 lm), 30 W (1600 lm),  
45 W (2400 lm), light intensity and color customizable or continuously adjustable via Occhio air  
(2700–4000 K)



Mito alto side 70 up  
surfaces matt white

# Mito alto side wall washer

**technology**  
»color tune« 2700/3000/3500/4000 K  
can be preset or steplessly adjusted  
via Occhio air, high color LED (CRI 95)

optional pro version (»constant current«) for  
connection to external drivers, »color tune«  
not applicable, can be configured with  
2700/3000/4000 K, high color LED (CRI 95)

**light**  
lighting effects see page 162–163

**surfaces head**

**colors**  
matt white, matt black, matt silver,  
matt gold



**materials**  
rose gold, bronze



phantom, black phantom



**surfaces cover** (Mito alto side flat only)  
matt white, matt black



**surfaces inlay, »air« inlay**  
(Mito alto side flat only)  
Always included in the color of the cover  
in the scope of delivery. Exception: inlay  
provided in the color of the head if the  
head is matt silver/matt black/matt  
white, inlay provided in matt black if the  
head is phantom/black phantom.

The surfaces rose gold, bronze,  
phantom and black phantom  
may differ slightly from other  
product lines.



**Occhio air control** (optional)  
information see  
page 360–389

**Mito DALI box** (optional)  
informationen see  
page 388–389



40



70



100

## Mito alto side flat

Hollow ceiling mounting, head height 3 cm, length 38 cm, 71 cm, 104 cm, 15 W (800 lm), 30 W (1600 lm), 45 W (2400 lm), light intensity and color customizable or continuously adjustable via Occhio air (2700–4000 K)



40



70



100

## Mito alto side pure

recessed mounting, head height 2 cm, length 38 cm, 71 cm, 104 cm, 15 W (800 lm), 30 W (1600 lm), 45 W (2400 lm), light intensity and color customizable or continuously adjustable via Occhio air (2700–4000 K), not available as pro version

Mito alto side 100 flat  
surfaces phantom



Mito alto side  
wall washer track

**technology**  
»color tune« 2700/3000/3500/4000 K  
can be preset or steplessly adjusted  
via Occhio air, high color LED (CRI 95)

**light**  
lighting effects see page 162–163

**surfaces head**

**colors**  
matt white, matt black, matt silver,  
matt gold



**materials**  
rose gold, bronze



phantom, black phantom



**surfaces inlay**  
matt white, matt black, matt silver



**surfaces inlay, »air« inlay, DALI inlay**  
inlay color available in matt black,  
matt white, or matt silver. Exception:  
inlay provided in the color of the head  
if the head is matt silver / matt black /  
matt white, inlay provided in matt black  
if the head is phantom / black phantom.

The surfaces rose gold, bronze,  
phantom and black phantom  
may differ slightly from other  
product lines.



40



70



100



**Occhio air control** (optional)  
information see  
page 360–389

**Mito DALI box** (optional)  
informationen see  
page 388–389

**Mito alto side track**  
track mounting with intrac adapter for 3-phase track (Eutrac, Zumtobel, Erco, DALI version  
only compatible with Eutrac), head height 5 cm, length 38 cm, 71 cm, 104 cm, 15 W (800 lm),  
30 W (1600 lm), 45 W (2400 lm), light intensity and color customizable or continuously  
adjustable via Occhio air (2700–4000 K)

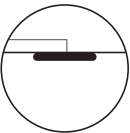



Mito alto side 40 track  
surfaces matt white

Mito alto side  
features

With its sophisticated and asymmetrical wall wash effect, Mito alto side makes it possible to illuminate surfaces in a homogeneous and architectural fashion. Thanks to its integrated power supply, it can be mounted directly onto solid ceilings. Mito alto side with »color tune« therefore gives you the opportunity to preset or adjust the color temperature in line with your needs at any time via Occhio air – also in combination with other Mito luminaires.


mounting options flat/up  
(included in the scope of delivery)



**plug & play** – Mito alto up’s integrated driver makes working with light as easy as it was in the days of the light bulb: The technology can be used without a power supply unit and enables an exceptionally pure design.



**KNX / DALI** – connectivity optional  
(see page 388–389)



**color tune** – this feature allows you to choose or adjust the light color via Occhio air (optional) at any time, as you desire for your space, from warm light tones at 2700 K to cooler, vibrant light at 4000 K. (Fig. Mito alto side flat)



head


optic wall wash

asymmetrical, linear optics for  
homogeneous wall illumination

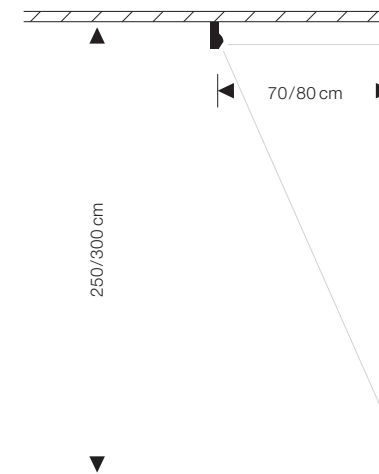


## Mito alto side

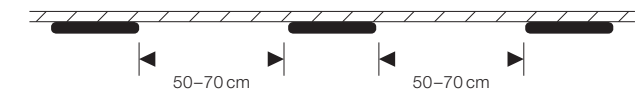
lighting effect



wall wash



recommended distance from wall for  
homogeneous wall illumination



recommended distance between luminaires for  
homogeneous wall illumination

Mito alto side's integrated, precisely calculated linear lens optics ensure homogeneous wall illumination with the least possible glare. The ripple structure of the cover allows the individual lenses to become one and limits side light emission.



# Mito terra

Innovative features and ultimate lighting comfort united in pure elegance – a new era in workplace lighting.



Design Axel Meise





Mito terra 3d  
surface rose gold





Mito terra 190  
surface matt black



Mito terra 3d  
floor luminaires

**technology**  
»color tune« 2700–4000K continuously adjustable via gesture control, »body sensor« and Occhio air, high color LED (CRI 95)

**light**  
lighting effects see page 180–181

**surfaces head**

**colors**  
matt white, matt black, matt silver, matt gold



**materials**  
rose gold, bronze



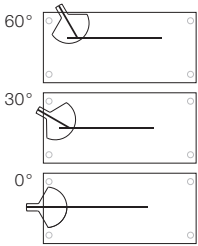
phantom, black phantom



**surfaces body, base**  
matt white, matt black



The surfaces rose gold, bronze, phantom and black phantom may differ slightly from other product lines.



**Occhio air control** (included)  
information see  
page 360–389

**Mito terra 3d**  
height 190 cm, head length 115 cm, head adjustable 60° on both sides, 70 W (4600 lm), bronze/rose gold / phantom / black phantom 56 W (3600 lm), light intensity and color (2700–4000 K) and uplight / downlight continuously adjustable via »touchless control« at the head and via »body sensor«, presence detection via »presence sensor«, adjustment to ambient light via »ambient light control«, can also be controlled via Occhio air (included)



Mito terra 3d  
surface rose gold

Mito terra  
floor luminaires

**technology**  
»color tune« 2700–4000K continuously adjustable via gesture control, »body sensor« and Occhio air, high color LED (CRI 95)

**light**  
lighting effects see page 180–181

**surfaces head**

**colors**  
matt white, matt black, matt silver, matt gold



**materials**  
rose gold, bronze




phantom, black phantom



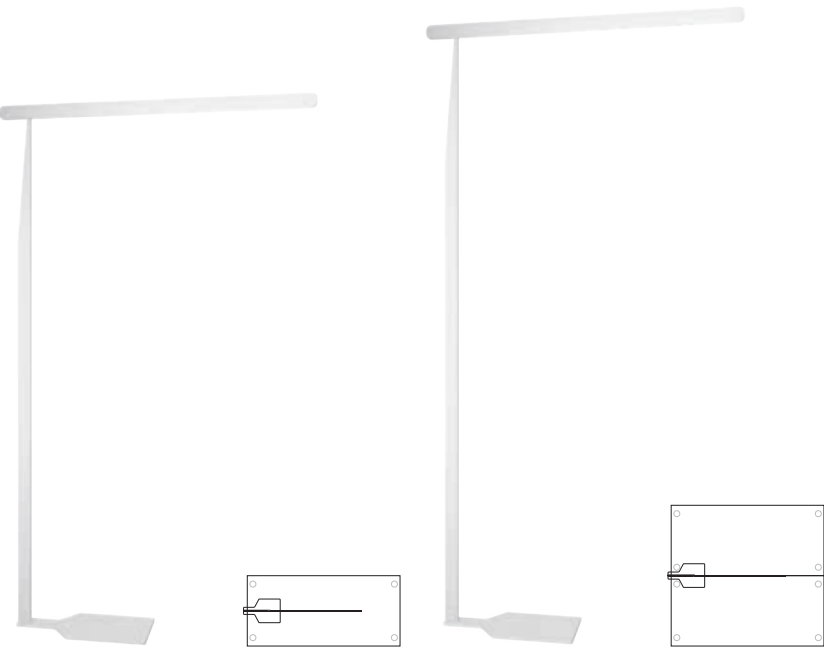
**surfaces body, base**  
matt white, matt black



The surfaces rose gold, bronze, phantom and black phantom may differ slightly from other product lines.



**Mito terra var**  
height-adjustable 190–220 cm, head length 115 cm, head fixed, 70 W (4600 lm), bronze/rose gold/phantom/black phantom 56 W (3600 lm), light intensity and color (2700–4000 K) and uplight/downlight continuously adjustable via »touchless control« at the head and via »body sensor«, presence detection via »presence sensor«, adjustment to ambient light via »ambient light control«, can also be controlled via Occhio air (included)



**Mito terra fix 190**  
height 190 cm, head length 115 cm, head fixed, 70 W (4600 lm), bronze/rose gold/phantom/black phantom 56 W (3600 lm), light intensity and color (2700–4000 K) and uplight/downlight continuously adjustable via »touchless control« at the head and via »body sensor«, presence detection via »presence sensor«, adjustment to ambient light via »ambient light control«, can also be controlled via Occhio air (included)

**Mito terra fix 220**  
height 220 cm, head length 115 cm, head fixed, 70 W (4600 lm), bronze/rose gold/phantom/black phantom 56 W (3600 lm), light intensity and color (2700–4000 K) and uplight/downlight continuously adjustable via »touchless control« at the head and via »body sensor«, presence detection via »presence sensor«, adjustment to ambient light via »ambient light control«, can also be controlled via Occhio air (included)



**Occhio air control** (included)  
information see  
page 360–389



**Mito terra**  
surface matt gold



Mito terra table top  
floor luminaires

**technology**  
»color tune« 2700–4000K continuously adjustable via gesture control, »body sensor« and Occhio air, high color LED (CRI 95)

**light**  
lighting effects see page 180–181

**surfaces head**

**colors**  
matt white, matt black, matt silver, matt gold



**materials**  
rose gold, bronze



phantom, black phantom



**surfaces body, base**  
matt white, matt black



The surfaces rose gold, bronze, phantom and black phantom may differ slightly from other product lines.



**Occhio air control** (included)  
information see  
page 360–389



**Mito terra table top**  
height 146 cm, head length 115 cm, head fixed, 70 W (4600 lm), bronze/rose gold/phantom / black phantom 56 W (3600 lm), light intensity and color (2700–4000 K) and uplight/downlight continuously adjustable via »touchless control« at the head and via »body sensor«, presence detection via »presence sensor«, adjustment to ambient light via »ambient light control«, can also be controlled via Occhio air (included)




Mito terra table top  
surface matt white

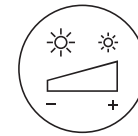
## Mito terra

### features

Light quality and function are the focus of Mito terra – and are therefore sure to provide the ideal working atmosphere. Thanks to its range of height settings, Mito terra is perfect for single, double and height-adjustable workstations. In addition to Occhio air control and the intuitive operation system for which Occhio is so well known, Mito terra adjusts itself to the individual needs of the user with the help of a »presence sensor« and »ambient light control«.



**height adjustment** – thanks to its invisible integrated gas pressure spring, the height of the Mito terra var is adjustable and can »grow« with the user at any time – for example in the case of height-adjustable workstations.



**ambient light control** – perfect light at any time: »ambient light control« adapts the light of the Mito terra dynamically to the ambient brightness. This ensures that the ideal lighting conditions can always be achieved, regardless of the time of day and weather.



**presence sensor** – not only can the light be controlled through gestures or via Occhio air, you also have the option of controlling it without any intervention on your part: The »presence sensor« reacts to your presence or absence and controls the light automatically – and efficiently.


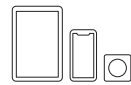


## Mito terra

### features




**Occhio air** – intuitive  
Bluetooth control (included)



**up/down fading** – a unique feature: Mito terra's full luminosity can be shifted from one side to the other via »touchless control«, »body sensor« or Occhio air.

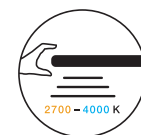

**two in one** – the Mito terra with double-sided light output is equipped with two LED strips, allowing up and downlight to be operated independently of each other.




**body sensor** – in addition to controls on the luminaire head, the light can also be adjusted using a »body sensor« on the body. This makes use at the workplace in particular even more convenient.



**touchless control** – with the help of »touchless« control, Mito terra can be controlled with a simple gesture – touchlessly and intuitively thanks to innovative infrared sensors. Depending on the situation, gesture control can also be deactivated.



**color tune** – this feature allows you to choose the light color as you desire for your space at any time, from warm light tones at 2700 K to cooler, vibrant light at 4000 K. A fixed, preset light color is also possible.



optic flood  
for uniform ceiling illumination

head

optic wide  
for directed, glare-free light

## Mito terra

lighting effect – double-sided



ripple optics – flood (approx. (ca. 100°) ↑  
lens optics – wide (approx. 80°) ↓

Mito terra / Mito terra table top



asymmetrical light output

Mito terra 3d



symmetrical light output

Mito terra's precisely calculated lens optics, which are integrated into the profile, are sure to provide powerful, directed light with the least possible glare. The ripple structure of the cover allows the individual lenses to become one linearly whilst also creating a homogeneous lighting effect.

CRI  
95

LED  
HIGH COLOR




# L series

Design meets innovation – the modular luminaire and spotlight system Sento and Più offer the right light for every situation. Its comprehensive design, the extensive system architecture and the unique lighting quality create perfect conditions for holistic lighting design.


Sento



Sento sospeso



Più / Più R



L series  
product overview



Sento table and floor luminaires  
page 192–195

Sento wall luminaires  
page 198–199

Sento ceiling luminaires  
page 200–201



Sento suspended luminaires  
page 200–203



Sento sospeso suspended luminaires  
page 222–225



Più surface-mounted and track spotlights  
page 236–239



Più recessed spotlights  
page 242–245



Più R surface-mounted and track spotlights  
page 254–257



Più R recessed spotlights  
page 258–261









# Sento

The innovative, modular luminaire system  
for the residential and public areas



Design Axel Meise, Christoph Kügler





Sento verticale up, Sento lettura  
surfaces rose gold  
lighting effect D  
2 x lens  
lighting effect: E  
diffuser glass / lens + soft edge glass



Sento  
table and reading luminaires

**technology**  
2700/3000 K, perfect color LED (CRI97)

**light**  
for lighting effects and lumen  
specifications see page 210–213

**lighting effects**  
one or double sided

**surfaces**

**chrome** (head / body / base)

shiny chrome  
matt chrome  
glossy white / shiny chrome /  
glossy white



**colors** (head / body / base)

matt white  
matt black  
matt gold / matt white  
matt gold / matt black



**materials** (head / body / base)

rose gold / matt black  
bronze / matt black



phantom / matt black  
black phantom / matt black



The surfaces rose gold, bronze,  
phantom and black phantom  
may differ slightly from other  
product lines.



**Occhio air control** (optional)  
detailed information can be  
found on page 360–389



**Sento tavolo**  
60, 80 cm: adjustable 40°, base ø 24 cm, body  
rotatable 360° (fixable), head rotatable 360°, 18 W,  
controllable via »touchless control« (on the head)  
and Occhio air

**Sento lettura**  
125 cm: adjustable 18°/160 cm: adjustable 12°,  
base ø 27 cm, body rotatable 360° (fixable), head  
rotatable 360°, 18 W, controllable via »touchless  
control« (on the head) and Occhio air



**Sento lettura**  
surface rose gold  
lighting effect E  
diffusor glass / lens + soft edge



Sento terra  
floor luminaires

**technology**  
2700/3000 K, perfect color LED (CRI97)

**light**  
for lighting effects and lumen  
specifications see page 210–213

**lighting effects**  
one or double sided

**surfaces**

**chrome** (head / body / base)

shiny chrome  
matt chrome  
glossy white / shiny chrome /  
glossy white



**colors** (head / body / base)

matt white  
matt black  
matt gold / matt white  
matt gold / matt black



**materials** (head / body / base)

rose gold / matt black  
bronze / matt black



phantom / matt black  
black phantom / matt black



The surfaces rose gold, bronze,  
phantom and black phantom  
may differ slightly from other  
product lines.



One luminaire, endless possibilities:  
Sento terra offers you two independently  
adjustable luminaire heads – and thus  
unlimited freedom of design.



**Occhio air control** (optional)  
detailed information can be  
found on page 360–389

**Sento terra**  
180 cm, base ø 32 cm, body rotatable 360° (fixable),  
adjustable 12°, head rotatable 360°, 2 × 26 W/2 × 18 W,  
controllable via »touchless control« (on the head),  
controller and Occhio air



**Sento terra**  
surface matt black  
lighting effect E  
diffusor glass / lens + soft edge

**Sento**

wall and ceiling luminaires





Sento  
wall luminaires

**technology**  
2700/3000 K, perfect color LED (CRI97)

optional pro version (»constant current«)  
for connection to external (flat) or integrated  
(up) driver, no »touchless control«, 2700/  
3000/4000 K, perfect color LED (CRI97)

**light**  
for lighting effects and lumen  
specifications see page 210–213

**lighting effects**  
one or double sided

**mounting options**

»flat« recessed      »up« surface-mounted

**surfaces**

**chrome** (head / body / base)

shiny chrome  
matt chrome  
glossy white / shiny chrome /  
glossy white

**colors** (head / body / base)

matt white  
matt black  
matt gold / matt white  
matt gold / matt black

**materials** (head / body / base)

rose gold / matt black  
bronze / matt black

phantom / matt black  
black phantom / matt black

The surfaces rose gold, bronze,  
phantom and black phantom  
may differ slightly from other  
product lines.



**Occhio air control** (optional)  
detailed information can be  
found on page 360–389

**DALI power supply unit**  
for information, see  
page 388–389



**Sento parete singolo**  
20, 30, 40 cm: adjustable 120°, head rotatable 360°,  
26/18 W, dimmable via trailing-edge phase cut  
dimmer, controllable via »touchless control« (on the  
head) and Occhio air (pro version depending on  
power supply unit)

**Sento parete doppio**  
20, 30, 40 cm: adjustable 120°, head rotatable  
360°, 2 × 26 W / 2 × 18 W, dimmable via  
trailing-edge phase cut dimmer, controllable  
via »touchless control« (on the head) and  
Occhio air (pro version – only for flat version –  
depending on power supply unit)



**Sento letto 40 flat**  
surface phantom  
lighting effect E  
diffusor glass / lens + soft edge


Sento  
ceiling luminaires

**technology**  
2700/3000 K, perfect color LED (CRI97)

+ optional pro version (»constant current«)  
for connection to external (flat) or integrated  
(up) driver, no »touchless control«, 2700/  
3000/4000 K, perfect color LED (CRI97)

**light**  
for lighting effects and lumen  
specifications see page 210–213

**lighting effects**  
one or double sided

**mounting options**  
   
»flat« recessed    »up« surface-mounted

**surfaces**  
  
**chrome** (head / body / base)  
  
shiny chrome  
matt chrome  
glossy white / shiny chrome /  
glossy white

**colors** (head / body / base)  
  
matt white  
matt black  
matt gold / matt white  
matt gold / matt black

**materials** (head / body / base)  
  
rose gold / matt black  
bronze / matt black  
  
phantom / matt black  
black phantom / matt black

The surfaces rose gold, bronze,  
phantom and black phantom  
may differ slightly from other  
product lines.



**Occhio air control** (optional)  
detailed information can be  
found on page 360–389

**DALI power supply unit**  
for information, see  
page 388–389



**Sento soffitto singolo**  
**30, 40, 60 cm:** adjustable 120° / 80 cm: rotatable 90°, head rotatable 360°, rotatable 180° on request, 26/18 W, dimmable via trailing-edge phase cut dimmer, controllable via »touchless control« (on the head) and Occhio air (pro version depending on power supply unit)



**Sento soffitto doppio**  
**30, 40, 60 cm:** adjustable 120° / 80 cm: adjustable 90°, head rotatable 360°, rotatable 180° on request, 2 x 26W/2 x 18W, dimmable via trailing-edge phase cut dimmer, controllable via »touchless control« (on the head) and Occhio air (pro version – only for flat version – depending on power supply unit)



**Sento soffitto due**  
**30, 40, 60 cm:** adjustable 120° / 80 cm: adjustable 90°, head rotatable 360°, rotatable 180° on request, 2 x 26 W/2 x 18 W, dimmable via trailing-edge phase cut dimmer, controllable via »touchless control« (on the head) and Occhio air (pro version – only for flat version – depending on power supply unit)



**Sento faro**  
**10, 20, 30 cm,** body rotatable 360°, head rotatable 360°, 26/18 W, dimmable via trailing-edge phase cut dimmer, controllable via »touchless control« (on the head) and Occhio air (pro version depending on power supply unit)

**Sento soffitto due 40 flat**  
surface glossy white  
lighting effect E  
diffusor glass / lens + soft edge





Sento  
suspended luminaires

**technology**  
2700/3000 K, perfect color LED (CRI97)

+ optional pro version (»constant current«)  
for connection to external (flat) or integrated  
(up) driver, no »touchless control«, 2700/  
3000/4000 K, perfect color LED (CRI97)

**light**  
for lighting effects and lumen  
specifications see page 210–213

**lighting effects**  
one or double sided

**mounting options**

»flat« recessed    »up« surface-mounted

**surfaces**  
**chrome** (head / body / base)

shiny chrome  
matt chrome  
glossy white / shiny chrome /  
glossy white

**colors** (head / body / base)

matt white  
matt black  
matt gold / matt white  
matt gold / matt black

**materials** (head / body / base)

rose gold / matt black  
bronze / matt black

phantom / matt black  
black phantom / matt black

The surfaces rose gold, bronze,  
phantom and black phantom  
may differ slightly from other  
product lines.



**Sento filo fix**  
max. 280 cm, head rotatable 360°, 26/18 W,  
controllable via »touchless control« (on the head)  
and Occhio air, alternatively dimmable via trailing-  
edge phase cut dimmer, also available as a  
track version, dimmable via trailing-edge phase  
cut dimmer or DALI (pro version depending on  
power supply unit)

**Sento filo var**  
50–200 cm (variable), head rotatable 360°, 26 W/  
18 W, controllable via »touchless control« (on the  
head) and Occhio air, alternatively dimmable via  
trailing-edge phase cut dimmer, also available as  
a track version, dimmable via trailing-edge phase  
cut dimmer or DALI (pro version depending on  
power supply unit)



**Sento soffitto due**  
80, 100, 125 cm: adjustable 90°, rotatable 180° on request, head rotatable  
360°, 2 × 26 W/2 × 18 W, controllable depending »touchless control« (on the  
head) and Occhio air, alternatively dimmable via trailing-edge phase cut  
dimmer (pro version – only for flat version – dependent on power supply unit)



**Occhio air control** (optional)  
detailed information can be  
found on page 360–389

**DALI power supply unit**  
for information, see  
page 388–389



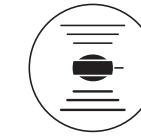
**Sento filo**  
surfaces shiny chrome  
lighting effect E  
diffusor glass / lens + soft edge

## Sento

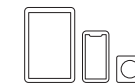
the innovative, modular luminaire system



With Sento, you can exactly define the light – and thus compose your own design statement. Sento is modular and multifaceted. And it can be used for both – residential and commercial settings.



**choose your light** – single-sided or double-sided emitting luminaire heads, changeable inserts for individual lighting effects and a selection of different LED color temperatures allow for precise adjustment of the desired light to every situation. While offering the best color rendering (CRI 97) and highest efficiency.



**Occhio air** – the intuitive Bluetooth-control, directly integrated in the head (optional)

**KNX/DALI** – optional connectivity for pro luminaires (see page 388–389)



## Sento

table, reading and floor luminaires – features



Perfect light answers. When you touch the light of Sento you switch or dimm it or direct it around the room. This creates moments of fascination – thanks to sensor technology, that understands people perfectly.



**touchless control** – with the »touchless« control, Sento luminaires near to the users's hand can be switched, dimmed or faded with simple gesture – touchlessly and intuitively thanks to innovative infrared sensors.

**two in one** – Sento with double-sided light output is equipped with two LED chips. As a result, uplight and downlight can be operated independently of each other.

**up/down fading** – a unique feature: Via gesture control, the full light output can be drawn from one side to the other

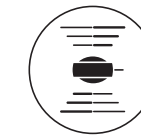


**Occhio air** – the intuitive Bluetooth-control, directly integrated in the head (optional)

**KNX/DALI** – optional connectivity for pro luminaires (see page 388–389)

## Sento

wall and ceiling luminaires – features



### up/down preset for double-sided wall and ceiling luminaires

Any desired ratio of uplight and downlight can be set and saved in five stages via the »preset« function – with full light output. You can then dim uplight and downlight together – on the basis of the set and stored light ratio! This way several luminaires in one room can simply and precisely coordinated with each other.



**up/down fading** – with Occhio air control, the entire range of luminous power can be seamlessly shifted from one side to the other for a unique experience.




**Occhio air** – the intuitive Bluetooth-control, directly integrated in the head (optional)

**KNX/DALI** – optional connectivity for pro luminaires (see page 388–389)


Sento adapts perfectly to you. It all starts with your personal preference, your desired ratio of uplight and downlight – and the mise-en-scène can begin.






- color filters  
(optional, max. 18 W)
- filter red
  - filter green
  - filter blue
  - filter yellow
  - filter magenta

Sento  
lighting effect – double-sided



**Sento A**  
diffusor glass /  
diffusor glass  
1500 lm (26 W), 1090 lm (18 W)

+ pro 1500 lm (26 W)



**Sento D**  
lens (80°) /  
lens (80°)  
1750 lm (26 W), 1270 lm (18 W)

+ pro 1750 lm (26 W)



**Sento D**  
lens + soft edge glass (80°) /  
lens + soft edge glass (80°)




**Sento D**  
lens + satinised glass (100°) /  
lens + satinised glass (100°)



**Sento E**  
diffusor glass /  
lens (80°)  
1620 lm (26 W), 1170 lm (18 W)

+ pro 1620 lm (26 W)



**Sento E**  
diffusor glass /  
lens + soft edge glass (80°)



**Sento E**  
diffusor glass /  
lens + satinised glass (100°)

+ pro version »constant current«




LED  
PERFECT COLOR



- color filters  
(optional, max. 18 W)
- filter red
  - filter green
  - filter blue
  - filter yellow
  - filter magenta

Sento  
lighting effect – one-sided



**Sento B**  
diffusor glass  
1370 lm (26 W), 1000 lm (18 W)

+ pro 1370 lm (26 W)



**Sento C**  
lens (80°)  
1570 lm (26 W), 1140 lm (18 W)


+ pro 1570 lm (26 W)



**Sento C**  
lens + soft edge glass (80°)




**Sento C**  
lens + satinised glass (100°)



**Sento S40**  
lens + soft edge glass + spot lens (40°)  
1560 lm (26 W), 1130 lm (18 W)

+ pro 1560 lm (26 W)



**Sento S30**  
lens + Fresnel lens + spot lens (30°)  
1530 lm (26 W), 1110 lm (18 W)

+ pro version »constant current«



LED  
PERFECT COLOR




**Sento**  
lighting effects




**Sento D**  
lens /  
lens

Sento  
lighting effect



Sento E  
diffuser glass /  
lens



Sento D  
lens + color filter blue  
lens + color filter magenta

Sento D  
lens + color filter green  
lens + color filter red



X

Mito

Mito linear

L

Sento



# Sento sospeso

The essence of maximum quality of light and ease of use



Sento sospeso

M

io

lui

lei

E

Sito



Design Axel Meise, Christoph Kügler



Sento sospeso up variable  
surfaces bronze  
lighting effect E  
diffusor glass / lens + soft edge glass



Sento sospeso  
suspended luminaires

**technology**  
2700/3000 K, perfect color LED (CRI97), can be synchronized using gesture control via Occhio air, alternatively via sync cable (only for flat version, max. 6 luminaires)

+ optional pro version (»constant current«) for connection to external driver, no »touchless control«, 2700/3000/4000 K, perfect color LED (CRI97)

**light**  
lighting effects and lumen specifications see page 230–231

**surfaces**

**chrome** (head / base)

shiny chrome  
matt chrome



**colors** (head / base)

glossy white  
matt white  
matt black  
matt gold



**materials** (head / base)

rose gold  
bronze



phantom  
black phantom



The surfaces rose gold, bronze, phantom and black phantom may differ slightly from other product lines.



**Occhio air control** (optional)  
detailed information can be found on page 360–389

**DALI power supply unit**  
for information, see page 388–389

**Sento sospeso flat**  
recessed mounting, suspension length 50–200 cm (variable) / max. 350 cm (fixed), 32/26 W, controllable via »touchless control« (on the head) and Occhio air, alternatively dimmable via trailing-edge phase cut dimmer (pro version depending on power supply unit)

**Sento sospeso pure**  
flush ceiling mounted installation, suspension length 50–200 cm (variable) / max. 350 cm (fixed), 32/26 W, controllable via »touchless control« (on the head) and Occhio air, alternatively dimmable via trailing-edge phase cut dimmer (pro version depending on power supply unit)



**Sento sospeso flat variabel**  
surfaces phantom  
lighting effect E  
diffusor glass / lens + soft edge

Sento sospeso  
suspended luminaires

**technology**  
2700/3000 K, perfect color LED (CRI 97),  
can be synchronized using gesture control  
via Occhio air, alternatively via sync cable  
(only for flat version, max. 6 luminaires)

**light**  
lighting effects and lumen  
specifications see page 230–231

**surfaces**

**chrome** (head / base)

chrome glanz  
chrome matt



**colors** (head / base)

glossy white  
matt white  
matt black  
matt gold



**materials** (head / base)

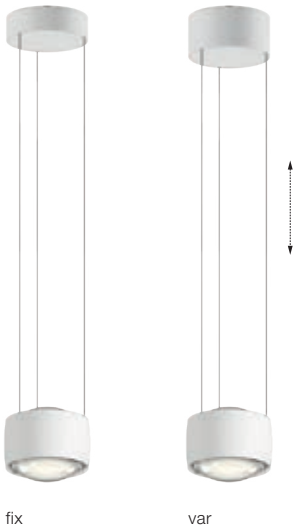
rose gold  
bronze



phantom  
black phantom



The surfaces rose gold, bronze,  
phantom and black phantom  
may differ slightly from other  
product lines.



**Sento sospeso up**  
surface-mounted, suspension length 50–200 cm  
(variable) / max. 350 cm (fixed), 32/26 W, control-  
lable via »touchless control« (on the head) and  
Occhio air, alternatively dimmable via trailing-  
edge phase cut dimmer



**Sento sospeso due** mit 2 heads  
surface-mounted, suspension length 50–200 cm (variable) / max. 350 cm (fixed), L 102 cm,  
luminaire distance 90 cm, 32/26 W in each case, controllable via »touchless control«  
(on the head) and Occhio air, alternatively dimmable via trailing-edge phase cut dimmer,  
luminaire heads synchronized

Sento sospeso tre with 3 heads, L 192 cm, luminaire distance 90 cm (not shown)



**Occhio air control** (optional)  
detailed information can be  
found on page 360–389

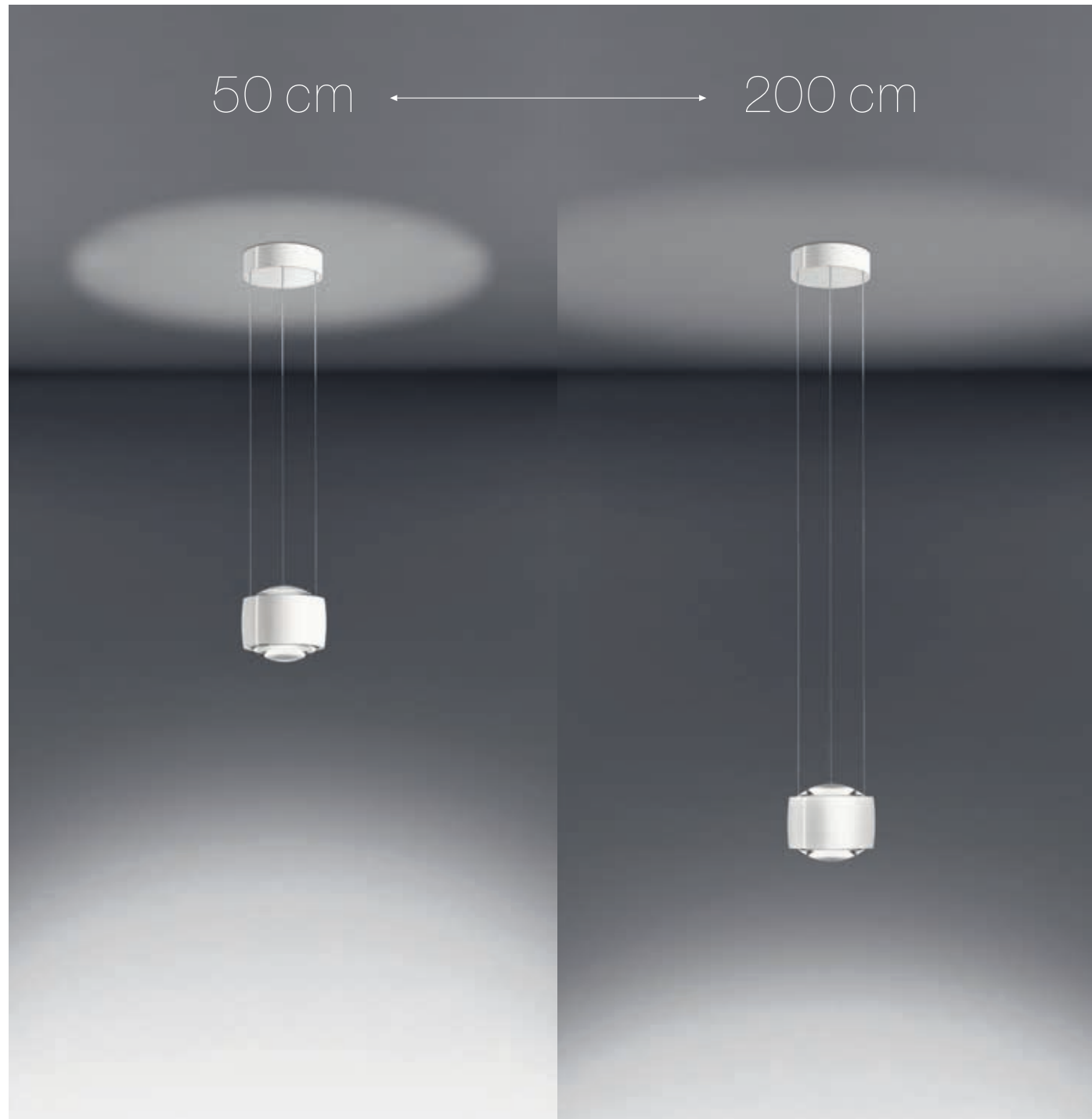


**Sento sospeso up variable**  
surfaces matt white  
lighting effect: E  
diffusor glass / lens + soft edge

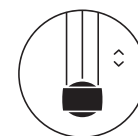


## Sento sospeso

a unique suspended luminaire system



The height adjustment feature of the Sento sospeso is unparalleled: Thanks to a sophisticated reel mechanism, the pendant length can be effortlessly adjusted at any time. The cables can be lengthened or shortened evenly and the luminaire stays at the desired height. Simply magical.



**height adjustment** – the pendant length can be adjusted between 50 cm and 200 cm with the optional height adjustment feature. Thereby the cables disappear invisible in the ceiling canopy.

## Sento sospeso

suspended luminaires – features

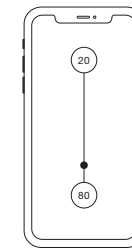


**touchless control** – Sento sospeso can be switched and dimmed with simple gestures – touchlessly and intuitively thanks to innovative infrared sensors.

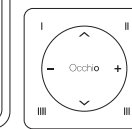
The brightness is adjusted via »touchless control« right at the light source – the head of the luminaire. Via gesture control, the full luminous power can be drawn from one side to the other.



**Occhio air** – the intuitive Bluetooth-control, directly integrated in the head (optional)




app




controller

**KNX/DALI** – optional connectivity for pro luminaires (see page 388–389)




**up/down fading** – using »touchless control« or Occhio air the full light output can continuously be drawn from uplight to downlight.




**synchronisation** – Sento sospeso is prepared for arranging several luminaires in a group: Connected with a control cable or grouped via Occhio air the light settings are synchronized (with duo and tre versions integrated).





Sento sospeso  
lighting effects



**Sento D**  
lens + soft edge glass (80°)  
lens + soft edge glass (80°)  
2070 lm (32 W), 1690 lm (26 W)

**Sento D**  
lens + satinised glass (100°)  
lens + soft edge glass (80°)

**Sento D**  
lens + satinised glass (100°)  
lens + satinised glass (100°)

pro 2460 lm (2 x 18 W),  
1690 lm (2 x 13 W)



**Sento E**  
diffusor glass  
lens + soft edge glass (80°)  
1940 lm (32 W), 1580 lm (26 W)



**Sento E**  
diffusor glass  
lens + satinised glass (100°)

pro 2300 lm (2 x 18 W),  
1580 lm (2 x 13 W)

pro version »constant current«



**LED**  
PERFECT COLOR

X

Mito

Mito linear

L


Sento

Sento sospeso



# Più

The power of innovation



Più

M

io

lui

lei

E

Sito

Design Axel Meise, Christoph Kügler





Più R piano, Più R alto 3d track  
surfaces matt white  
lighting effect S60  
small high lens + soft edge + cone glass



Più alto  
surface-mounted spotlights

**technology**  
VOLT light engine (230 V), 2700/3000K,  
perfect color LED (CRI97)

+ optional pro version («constant current»)  
for connection to external driver, 2700/  
3000/4000 K, perfect color LED (CRI97)

**light**  
lighting effects and lumen  
specifications see page 250–251

**surfaces**

**chrome** (head / body / base)

shiny chrome  
matt chrome  
glossy white / shiny chrome /  
glossy white

**colors** (head / body / base)

matt white  
matt black  
matt gold / matt white  
matt gold / matt black

**materials** (head / body / base)

rose gold / matt black  
bronze / matt black

phantom / matt black  
black phantom / matt black

The surfaces rose gold, bronze,  
phantom and black phantom  
may differ slightly from other  
product lines.



**Più alto v**  
surface-mounted, fixed (non-adjustable), 26 W  
(switchable between 18/13 W), dimmable via  
trailing-edge phase cut dimmer or Occhio air  
(pro version depending on power supply unit)



**Più alto**  
surface-mounted, body rotatable 360°, swivelling  
52°, 26 W (switchable between 18/13 W), dimmable  
via trailing-edge phase cut dimmer or Occhio air  
(pro version depending on power supply unit)



**Più alto 3d**  
surface-mounted, body rotatable 360°, adjust-  
able 90°, 26 W (switchable between 18/13 W),  
dimmable via trailing-edge phase cut dimmer  
or Occhio air (pro version depending on power  
supply unit)



**Più alto doppio**  
surface-mounted, body rotatable 360°, swivelling  
52°, 2 × 26 W (switchable between 2 × 18/2 × 13 W),  
dimmable via trailing-edge phase cut dimmer or  
Occhio air, not available as pro version



**Più alto 3d doppio**  
surface-mounted, body rotatable 360°, adjustable  
90°, 2 × 26 W (switchable between 2 × 18/2 × 13 W),  
dimmable via trailing-edge phase cut dimmer or  
Occhio air, not available as pro version



**Occhio air control** (optional)  
detailed information can be  
found on page 360–389

**DALI power supply unit**  
for information, see  
page 388–389



**Più alto 3d flat**  
surfaces glossy white  
lighting effect S 40  
small medium lens + soft edge + lens



Più alto track  
track spotlights

**technology**  
VOLT light engine (230 V), 2700/3000K,  
perfect color LED (CRI 97)

**light**  
lighting effects and lumen  
specifications see page 250–251

**surfaces**

**chrome** (head / body / adapter)

shiny chrome  
matt chrome  
glossy white / shiny chrome /  
glossy white



**colors** (head / body / base)

matt white  
matt black  
matt gold / matt white  
matt gold / matt black



**materials** (head / body / base)

rose gold / matt black  
bronze / matt black



phantom / matt black  
black phantom / matt black



The surfaces rose gold, bronze,  
phantom and black phantom  
may differ slightly from other  
product lines.



**Occhio air control** (optional)  
detailed information can be  
found on page 360–389



**Più alto track**  
with in-trac adapter for 3-phase tracks (Eutrac/  
Erco), body rotatable 360°, swivelling 52°, 26 W  
(switchable 13/18 W), dimmable via trailing-edge  
phase cut dimmer



**Più alto 3d track**  
with in-trac adapter for 3-phase tracks (Eutrac/  
Erco), body rotatable 360°, adjustable 90°, 26 W  
(switchable 13/18 W), dimmable via trailing-edge  
phase cut dimmer



**Più alto 3d track**  
surfaces black phantom  
lighting effect S80  
lens + soft edge glass

**Più**

recessed spotlights



Più piano in cover round  
surfaces matt white  
lighting effect S 40, S 80, S 100



# Più piano

## recessed spotlights

**technology**  
VOLT light engine (230 V), 2700/3000K,  
perfect color LED (CRI 97)

optional pro version («constant current») for connection to external driver, 2700/3000/4000 K, perfect color LED (CRI 97)

**light**  
lighting effects and lumen specifications see page 250–251

**mounting options**

 edge

 square

 round


**surfaces**

**chrome** (head / cover\*)

shiny chrome

matt chrome

glossy white




**colors** (head / cover\*)

matt white

matt black


matt gold



**materials** (head / cover\*)


rose gold

bronze



phantom

black phantom



The surfaces rose gold, bronze, phantom and black phantom may differ slightly from other product lines.

**tube surfaces**

matt white

matt black



\*no cover for edge versions, for edge model, ceiling edge is the same color as the fitted tube



**Occhio air control** (optional)  
detailed information can be found on page 360–389

**DALI power supply unit**  
for information, see page 388–389



**Più piano v edge**  
with filigree edge, non-swivelling, 26 W (switchable between 18/13 W), dimmable via trailing-edge phase cut dimmer or Occhio air (pro version depending on power supply unit)

**Più piano v**  
with cover, non-swivelling, 26 W (switchable between 18/13 W), dimmable via trailing-edge phase cut dimmer or Occhio air (pro version depending on power supply unit)



**Più piano edge**  
with filigree edge, head rotatable 360°, swivelling 30°, 26 W (switchable between 18/13 W), dimmable via trailing-edge phase cut dimmer or Occhio air (pro version depending on power supply unit)

**Più piano**  
with cover, head rotatable 360°, swivelling 30°, 26 W (switchable between 18/13 W), dimmable via trailing-edge phase cut dimmer or Occhio air (pro version depending on power supply unit)



**Più piano in edge**  
with filigree edge, rotatable back 360°, swivelling 20°, 26 W (switchable between 18/13 W), dimmable via trailing-edge phase cut dimmer or Occhio air (pro version depending on power supply unit)

**Più piano in**  
with cover, head rotatable back 360°, swivelling 20°, 26 W (switchable between 18/13 W), dimmable via trailing-edge phase cut dimmer or Occhio air (pro version depending on power supply unit)

**Più piano v edge**  
surfaces matt white  
lighting effect S 80  
lens + soft edge glass

Più piano  
recessed spotlights

**technology**  
VOLT light engine (230 V), 2700/3000K,  
perfect color LED (CRI 97)

+ optional pro version («constant current») for connection to external driver, 2700/3000/4000 K, perfect color LED (CRI 97)

**light**  
lighting effects and lumen  
specifications see page 250–251

**mounting options**




**head surfaces**


**chrome**



**colors**



**materials**



The surfaces rose gold, bronze, phantom and black phantom may differ slightly from other product lines.

**tube surfaces**



**Occhio air control** (optional)  
detailed information can be found on page 360–389

**DALI power supply unit**  
for information, see page 388–389



**Più piano pure**  
no trim (flush mounting plate), head rotatable 360°, swivelling 30°, 26 W (switchable between 18/13 W), dimmable via trailing-edge phase cut dimmer or Occhio air (pro version depending on power supply unit)

**Più piano in pure**  
no trim (flush mounting plate), head rotatable 360°, swivelling 30°, 26 W (switchable between 18/13 W), dimmable via trailing-edge phase cut dimmer or Occhio air (pro version depending on power supply unit)

**Più piano pure**  
surfaces shiny chrome  
lighting effect S 80  
lens + soft edge glass



## Più

the modular spotlight system for a holistic lighting design

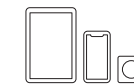


**plug & play** – Occhio VOLT makes working with light as easy as it was in the days of the light bulb: the innovative technology can be used without power supply units and allows revolutionary, minimalist design.

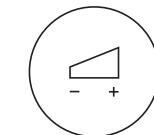
Più combines recessed, surface mounted and track mounted spotlights into one comprehensive multi-functional system. Thanks to the Occhio VOLT light engine, surface-mounted spotlights can be installed without external power supply units: »plug & play«



**Occhio air** – intuitive  
Bluetooth control (optional)



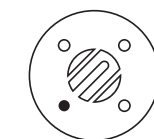
**KNX / DALI** – optional connectivity  
(see page 388–389)



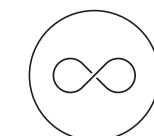
**dimmable** with a  
trailing-edge phase cut dimmer



**color temperature can be selected**  
2700 K or 3000 K  
(pro version 4000 K)



**adjustable luminance:**  
26/18/13 W



**long service life**  
> 40.000 h

## Più

recessed, surface-mounted and track spotlights – features



Più can be used in an infinite number of ways. Clean lines represent the unifying element of all models, with the »double hull« forming its unique design feature. The »floating« lens in the middle gives the spotlight its unmistakable character. State-of-the-art »perfect color« LED technology and an array of lens optics create an extraordinary type of light quality.




**choose your light** – characteristic Occhio lens optics work in synergy with changeable inserts to produce a quality of light that inspires – with virtually unlimited choices.



**create your style** – depending on the surface of the head, you can choose between the lens with a black or white trim. You can then integrate the spotlight perfectly into its environment.



head



spot lens



flat



medium

inserts



satinised glass for soft widening of the light cone (optional)



soft edge glass for soft light contours (optional)



Fresnel lens for additional focusing (optional)

lens




for directed, glare-free light

color filters (optional, max. 18 W)

- filter red
- filter green
- filter blue
- filter yellow
- filter magenta

Più  
lighting effects


contour



C80  
lens (80°)  
VOLT 1290lm (26 W)


+ pro 1640lm (26 W)

spot




S100  
satinised glass  
lens (100°)  
VOLT 1030lm (26 W)

+ pro 1260lm (26 W)




S80  
soft edge glass  
lens (80°)  
VOLT 1140lm (26 W)

+ pro 1420lm (26 W)




S60  
flat spot lens  
soft edge glass  
lens (60°)  
VOLT 1240 (26 W)

+ pro 1610lm (26 W)



S40  
medium spot lens  
soft edge glass  
lens (40°)  
VOLT 1280lm (26 W)

+ pro 1680lm (26 W)



S30  
medium spot lens  
Fresnel lens  
lens (30°)  
VOLT 1270lm (26 W)

+ pro 1650lm (26 W)

+ pro version »constant current«



LED  
PERFECT COLOR

**Più R**

the professional spotlight system in a striking design

double hull

for perfect heat management





Più R alto

surface-mounted spotlights

**technology**  
VOLT light engine (230 V), 2700/3000 K,  
perfect color LED (CRI 97)

+ optional pro version («constant current»)  
for connection to external driver, 2700/  
3000/4000 K, perfect color LED (CRI 97)

**light**  
lighting effects and lumen  
specifications see page 264–265

**surfaces**

**chrome** (head / body / base)

shiny chrome  
matt chrome  
glossy white / shiny chrome /  
glossy white

**colors** (head / body / base)

matt white  
matt black  
matt gold / matt white  
matt gold / matt black

**materials** (head / body / base)

rose gold / matt black  
bronze / matt black

phantom / matt black  
black phantom / matt black

The surfaces rose gold, bronze,  
phantom and black phantom  
may differ slightly from other  
product lines.



**Più R alto v**  
surface-mounted, fixed (non-adjustable), 26 W  
(switchable between 18/13 W), dimmable via  
trailing-edge phase cut dimmer or Occhio air  
(pro version depending on power supply unit)



**Più R alto**  
surface-mounted, body rotatable 360°, swivel-  
ling 52°, 26 W (switchable between 18/13 W),  
dimmable via trailing-edge phase cut dimmer or  
Occhio air (pro version depending on power  
supply unit)



**Più R alto doppio**  
surface-mounted, body rotatable 360°, swivelling  
52°, 2 × 26 W (switchable between 2 × 18/2 × 13 W),  
dimmable via trailing-edge phase cut dimmer or  
Occhio air, not available as pro version



**Occhio air control** (optional)  
detailed information can be  
found on page 360–389

**DALI power supply unit**  
for information, see  
page 388–389

**Più R alto 3d**  
surface-mounted, body rotatable 360°, adjustable  
90°, 26 W (switchable between 18/13 W), dimmable  
via trailing-edge phase cut dimmer or Occhio air  
(pro version depending on power supply unit)

**Più R alto 3d doppio**  
surface-mounted, body rotatable 360°, adjustable  
90°, 2 × 26 W (switchable between 2 × 18/2 × 13 W),  
dimmable via trailing-edge phase cut dimmer or  
Occhio air, not available as pro version

**Più R alto**  
surface shiny chrome  
lighting effect S100  
small flat lens + soft edge + cone glass



Più R alto track  
track spotlights

**technology**  
VOLT light engine (230 V), 2700/3000K,  
perfect color LED (CRI 97)

**light**  
lighting effects and lumen  
specifications see page 264–265

**surfaces**

**chrome** (head / body / adapter)

shiny chrome  
matt chrome  
glossy white / shiny chrome /  
glossy white



**colors** (head / body / base)

matt white  
matt black  
matt gold / matt white  
matt gold / matt black



**materials** (head / body / base)

rose gold / matt black  
bronze / matt black



phantom / matt black  
black phantom / matt black



For track models, the in-trac adapter is  
only available in black, white or silver.

The surfaces rose gold, bronze,  
phantom and black phantom  
may differ slightly from other  
product lines.



**Occhio air control** (optional)  
detailed information can be  
found on page 360–389

**Più R alto track**  
with in-trac adapter for 3-phase bus track (Eutrac/  
Erco), body rotatable 360°, swivelling 52°, 26 W  
(switchable between 18/13 W), dimmable via  
trailing-edge phase cut dimmer

**Più R alto 3d track**  
with in-trac adapter for 3-phase bus track (Eutrac/  
Erco), body rotatable 360°, swivelling 90°, 26 W  
(switchable between 18/13 W), dimmable via  
trailing-edge phase cut dimmer



**Più R alto 3d track**  
surfaces matt black  
lighting effect S40  
small medium lens + Fresnel lens + cone glass



# Più R piano

## recessed spotlights

**technology**  
VOLT light engine (230 V), 2700/3000 K,  
perfect color LED (CRI 97)

optional pro version («constant current») for connection to external driver, 2700/3000/4000 K, perfect color LED (CRI 97)

**light**  
lighting effects and lumen specifications see page 264–265

**mounting options**


-  edge
-  square
-  round

**surfaces**


**chrome** (head / cover\*)

-  shiny chrome
-  matt chrome
-  glossy white

**colors** (head / cover\*)

-  matt white
-  matt black
-  matt gold

**materials** (head / cover\*)

-  rose gold
-  bronze
-  phantom
-  black phantom

The surfaces rose gold, bronze, phantom and black phantom may differ slightly from other product lines.

**tube surfaces**

-  matt white
-  matt black

\*no cover for edge versions, for edge model, ceiling edge is the same color as the fitted tube



**Occhio air control** (optional)  
detailed information can be found on page 360–389

**DALI power supply unit**  
for information, see page 388–389



**Più R piano v edge**  
with filigree edge, non-swivelling, 26 W (switchable between 18/13 W), dimmable via trailing-edge phase cut dimmer or Occhio air (pro version depending on power supply unit)

**Più R piano v**  
with cover, non-swivelling, 26 W (switchable between 18/13 W), dimmable via trailing-edge phase cut dimmer or Occhio air (pro version depending on power supply unit)



**Più R piano edge**  
with filigree edge, head rotatable 360°, swivelling 30°, 26 W (switchable between 18/13 W), dimmable via trailing-edge phase cut dimmer or Occhio air (pro version depending on power supply unit)

**Più R piano**  
with cover, head rotatable 360°, swivelling 30°, 26 W (switchable between 18/13 W), dimmable via trailing-edge phase cut dimmer or Occhio air (pro version depending on power supply unit)



**Più R piano in edge**  
with filigree edge, rotatable back 360°, swivelling 20°, 26 W (switchable between 18/13 W), dimmable via trailing-edge phase cut dimmer or Occhio air (pro version depending on power supply unit)

**Più R piano in**  
with cover, head rotatable 360°, swivelling 20°, 26 W (switchable between 18/13 W), dimmable via trailing-edge phase cut dimmer or Occhio air (pro version depending on power supply unit)



**Più R piano v edge**  
surfaces matt white  
lighting effect S 80  
medium spot + soft edge + cone glass

# Più R piano

## recessed spotlights

**technology**  
VOLT light engine (230 V), 2700/3000 K,  
perfect color LED (CRI 97)

+ optional pro version («constant current») for connection to external driver, 2700/3000/4000 K, perfect color LED (CRI 97)

**light**  
lighting effects and lumen  
specifications see page 264–265

**mounting options**



pure

**head surfaces**

**chrome**

shiny chrome  
matt chrome  
glossy white



**colors**

matt white  
matt black  
matt gold



**materials**

rose gold  
bronze



phantom  
black phantom



The surfaces rose gold, bronze, phantom and black phantom may differ slightly from other product lines.

**tube surfaces**

matt white  
matt black



**Occhio air control** (optional)  
detailed information can be  
found on page 360–389

**DALI power supply unit**  
for information, see  
page 388–389

**Più R piano pure**  
seamless (flush mounting plate), head rotatable  
360°, swivelling 30°, 26 W (switchable between  
18/13 W), dimmable via trailing-edge phase cut  
dimmer or Occhio air (pro version depending  
on power supply unit)

**Più R piano in pure**  
seamless (flush mounting plate), head rotatable  
back 360°, swivelling 20°, 26 W (switchable between  
18/13 W), dimmable via trailing-edge phase cut  
dimmer or Occhio air (pro version depending on  
power supply unit)



**Più R piano pure**  
surfaces matt white  
lighting effect S 80  
medium spot + soft edge + cone glass



## Più R

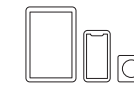
recessed, surface-mounted and track spotlights – features



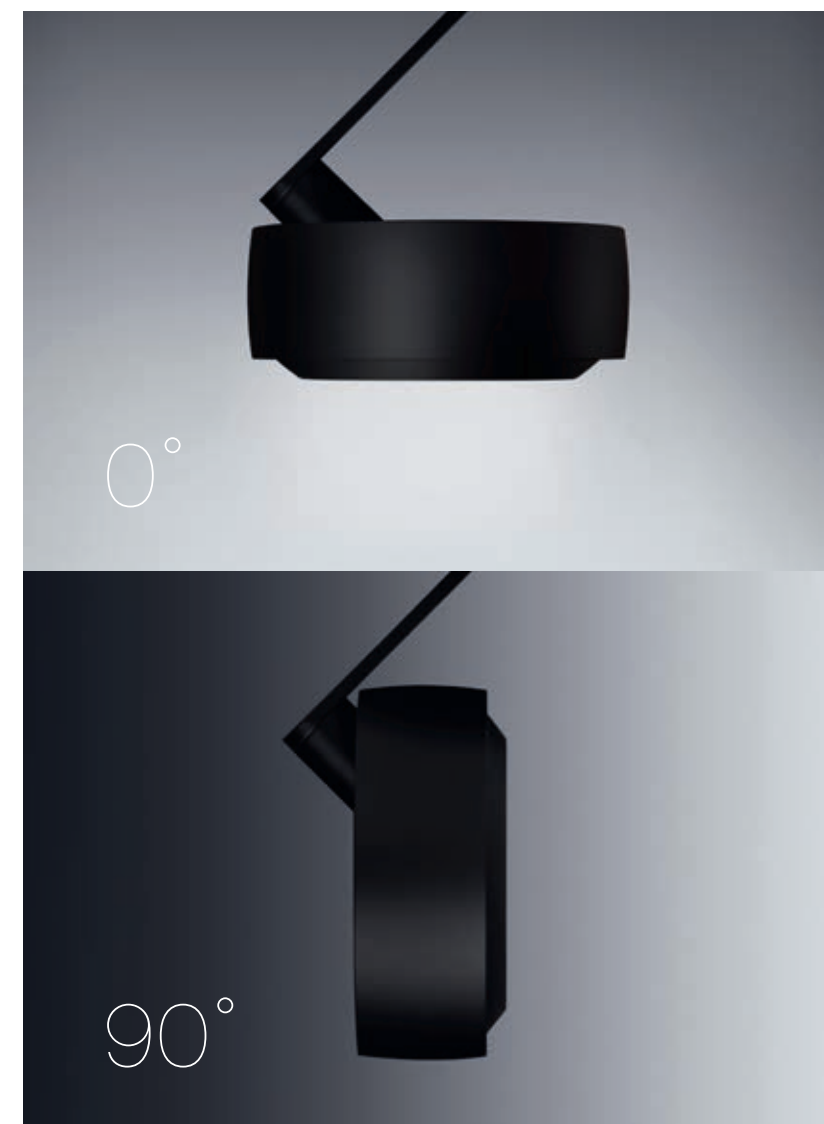
The design of Più R makes a compelling statement with its clear, minimalist lines. The flat cone glass creates a dynamic look while capturing the optical insert; the interior of the spotlight houses the characteristic Occhio lens that produces brilliant, glare-free light.



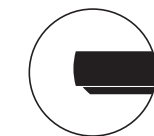
**Occhio air** – intuitive  
Bluetooth control (optional)



**KNX/DALI** – optional connectivity  
(see page 388–389)



**choose your light** – in combination with changeable inserts, characteristic Occhio lens optics work in synergy with changeable inserts to produce a quality of light that inspires – and provides nearly unlimited freedom for lighting design.




**radical design** – the spotlight series Più R with flattened cone glass catches your eye with striking appearance.



**plug & play** – with Occhio VOLT, working with light is child's play: the innovative technology can be used without power supply units and allows revolutionary, minimalist design.

head



spot lens



flat



medium



high

inserts

satinised glass for soft widening  
of the light cone (optional)soft edge glass for  
soft light contours (optional)Fresnel lens for  
additional focusing (optional)

cone glass



for directed, glare-free light


color filters  
(optional, max. 18 W)

- filter red
- filter green
- filter blue
- filter yellow
- filter magenta

## Più R

### lighting effects

contour


**C100**  
cone glass  
flat spot lens (100°)  
VOLT 1340 lm (26 W)

pro 1680 lm (26 W)

**C80**  
medium spot  
cone glass (80°)  
VOLT 1400 lm (26 W)

pro 1810 lm (26 W)


spot


**S100**  
flat spot lens  
soft edge glass  
cone glass (100°)  
VOLT 1210 lm (26 W)


pro 1520 lm (26 W)


**S80**  
medium spot lens  
soft edge glass  
cone glass (80°)  
VOLT 1250 lm (26 W)


pro 1690 lm (26 W)


**S60**  
high spot lens  
soft edge glass  
cone glass (60°)  
VOLT 1220 lm (26 W)

pro 1610 lm (26 W)



**S40**  
medium spot lens  
Fresnel lens  
cone glass (40°)  
VOLT 1220 lm (26 W)

pro 1600 lm (26 W)


**S30**  
high spot lens  
Fresnel lens  
cone glass (30°)  
VOLT 1250 lm (26 W)

pro 1560 lm (26 W)

flood


**B**  
flat spot lens  
satinised glass  
cone glass  
VOLT 1200 lm (26 W)

pro 1370 lm (26 W)

pro version »constant current«



**LED**  
PERFECT COLOR





X

Mito

Mito linear

L

Sento

Sento sospeso


Più

# M series

Sphere, cylinder, cone – Three personalities, three temperaments, three talents, united in the comprehensive aesthetic of an extensive architectural system – applied geometry for a unique lighting experience.



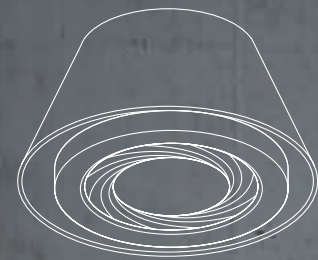
io



lui



lei



M

E

Sito

M series  
product overview



io spotlights, surface-mounted  
page 278–279



io spotlights, recessed  
page 280–281



io spotlights, wall luminaires  
page 276–277



lui spotlights, surface-mounted and track  
page 308–309



lui spotlights, recessed  
page 310–311



io 3d wall and ceiling luminaires  
page 292–293



io 3d suspended luminaires  
page 294–295



io 3d floor, table and reading luminaires  
page 288–291



lui 3d wall and ceiling spotlights  
page 314–315



lui 3d floor spotlights  
page 316–317



lei 3d wall luminaires  
page 328–329



lei 3d suspended luminaires  
page 328–329



lei 3d table and reading luminaires  
page 326–327







X

Mito

Mito linear


L

Santo

Santo sospeso

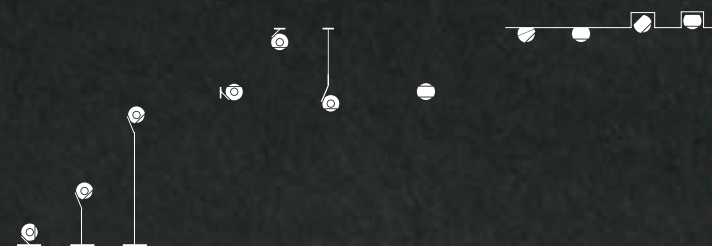
Plü

M



io

Pure design, magical mobility and unique operation:  
a totally new experience for interacting with light.



Design Axel Meise, Christoph Kügler

io

E

Sito



io 3d tavolo  
surfaces matt black  
lighting effect S80  
lens + soft edge



io verticale  
wall luminaire

**technology**  
VOLT light engine (230 V), 2700/3000 K,  
perfect color LED (CRI 97)

+ optional pro version («constant current») for connection to external driver, 2700/3000/4000 K, perfect color LED (CRI 97)

**light and lumen specifications**  
for lighting effects see page 284–285

**surfaces**


**chrome** (head / base)


shiny chrome 

**colors** (head / base)

matt white  
matt black  
matt gold / matt white  
matt gold / matt black 

**materials** (head / base)

rose gold / matt black  
bronze / matt black 

phantom / matt black  
black phantom / matt black 

The surfaces rose gold, bronze, phantom and black phantom may differ slightly from other product lines.



**Occhio air control** (optional)  
detailed information can be found on page 360–389

**DALI power supply unit**  
for information, see page 388–389

**io verticale**  
surface-mounted, rotatable 360°, switchable 18/13 W, dimmable via trailing-edge phase cut dimmer or Occhio air (pro version depending on power supply unit)



io verticale  
surfaces phantom  
lighting effect: C 80  
lens



io spotlights  
surface-mounted spotlights

**technology**  
VOLT light engine (230 V), 2700/3000 K,  
perfect color LED (CRI 97)

+ optional pro version («constant current»)  
for connection to external driver, 2700/  
3000/4000 K, perfect color LED (CRI 97)

**light and lumen specifications**  
for lighting effects see page 286–287

**surfaces**

**chrome** (head / base\*)

shiny chrome / matt white

**colors** (head / base\*)

matt white  
matt black  
matt gold / matt white  
matt gold / matt black

**materials** (head / base\*)

rose gold / matt black  
bronze / matt black

phantom / matt black  
black phantom / matt black

\*only for doppio

The surfaces rose gold, bronze,  
phantom and black phantom  
may differ slightly from other  
product lines.



**io alto v**  
surface-mounted, fixed (non-adjustable), 13 W,  
dimmable via trailing-edge phase cut dimmer  
or Occhio air (pro version depending on power  
supply unit)



**io giro**  
surface-mounted, head rotatable 360°, adjustable  
45°, 13 W, dimmable via trailing-edge phase  
cut dimmer or Occhio air (pro version depending  
on power supply unit)

**io giro doppio**  
surface-mounted, head rotatable 360°, adjustable  
45°, 2 × 13 W, dimmable via trailing-edge phase cut  
dimmer or Occhio air, not available as pro version



**Occhio air control** (optional)  
detailed information can be  
found on page 360–389

**DALI power supply unit**  
for information,  
see page 388–389



**io giro**  
surfaces matt white  
lighting effect S 80  
lens + soft edge

io piano  
recessed spotlights

**technology**  
»constant current« version for connection to external driver (included), 2700/3000/4000 K, perfect color LED (CRI 97)

also available as pro version excluding external driver

**light and lumen specifications**  
for lighting effects and lumen specifications see page 286–287

**mounting options**

○

edge

○

round

□

square


○

pure

**surfaces**


**chrome** (head / tube, edge / cover\*)

shiny chrome / matt white / shiny chrome




**colors** (head / tube, edge / cover\*)

matt white  
matt black  
matt gold / matt white / matt gold  
matt gold / matt black / matt gold




**materials** (head / tube, edge / cover\*)

rose gold / matt black / rose gold  
bronze / matt black / bronze



phantom / matt black / phantom  
black phantom / matt black / black phantom



\*not applicable for edge and pure

The surfaces rose gold, bronze, phantom and black phantom may differ slightly from other product lines.



**Occhio air control** (optional)  
detailed information can be found on page 360–389

**DALI power supply unit**  
for information, see page 388–389



**io piano v edge**  
with filigree edge, non-swivelling, 13 W, dimmability depends on the power supply unit or dimmable via Occhio air

**io piano edge**  
with filigree edge, head rotatable 360°, 45° swivelling, 13 W, dimmability depends on the power supply unit or dimmable via Occhio air



**io piano v cover**  
with round or square cover, non-swivelling, 13 W, dimmability depends on the power supply unit or dimmable via Occhio air

**io piano cover**  
with round or square cover, head rotatable 360°, swivelling 45°, 13 W, dimmability depends on the power supply unit or dimmable via Occhio air



**io piano v pure**  
seamless (mounting plate), non-swivelling, 13 W, dimmability depends on the power supply unit or dimmable via Occhio air

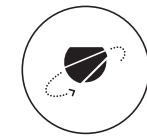
**io piano pure**  
no trim (flush mounting plate), head rotatable 360°, swivelling 45°, 13 W, dimmability depends on the power supply unit or dimmable via Occhio air

**io piano cover square**  
surfaces black phantom  
lighting effect S 80  
lens + soft edge



## io spotlights

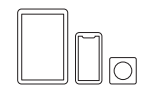
recessed and surface-mounted spotlights – features



**3d movability** – the io giro surface-mounted spotlight can be rotated freely thanks to the virtually invisible separation of the two sphere halves and can so be swiveled up to 45° from a vertical position. Its pure, spherical form always stands out.



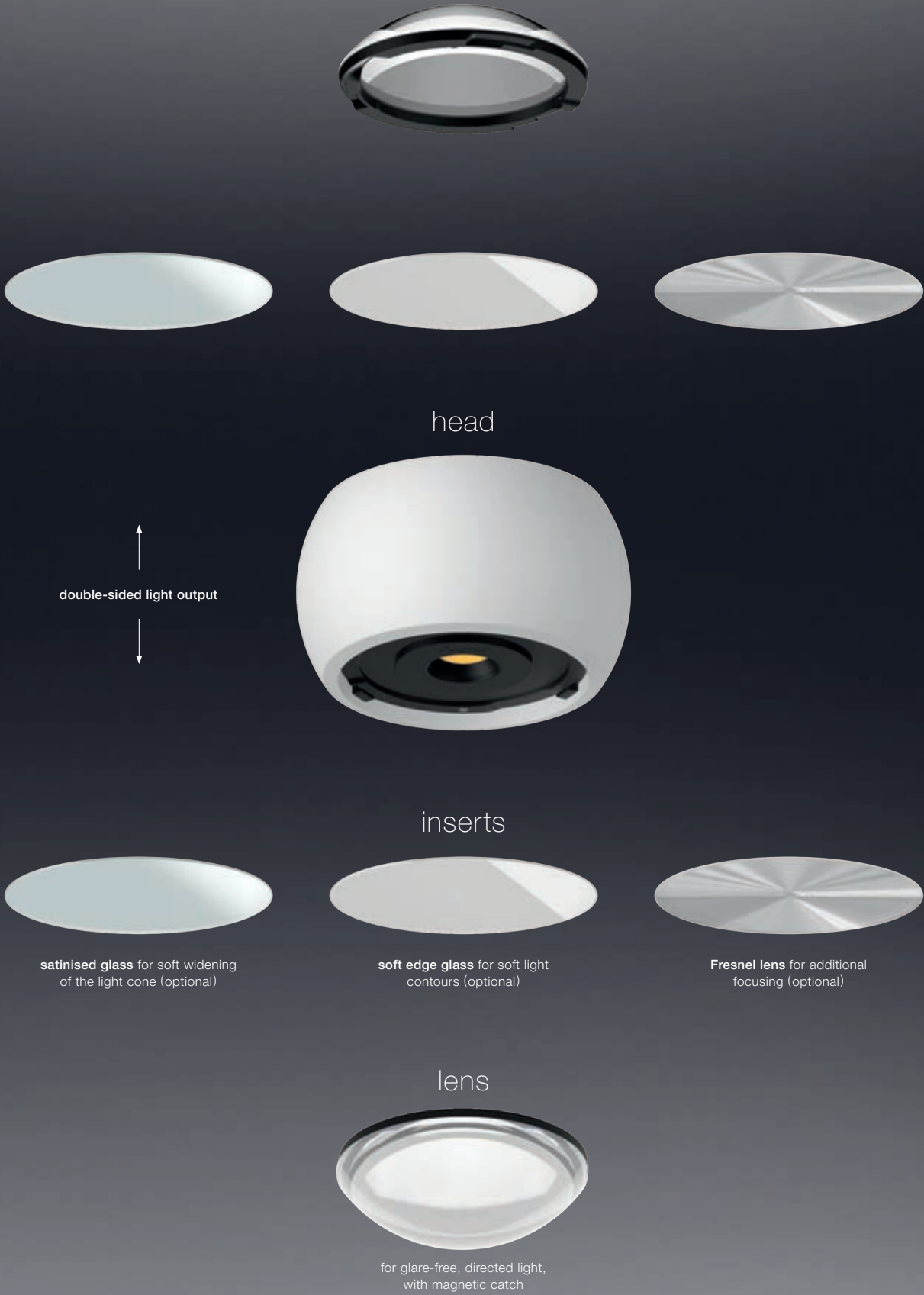
**plug & play** – Occhio VOLT makes working with light as easy as it was in the days of the light bulb: the innovative 230-V LED technology can be used without power supply units and allows revolutionary, pure design.



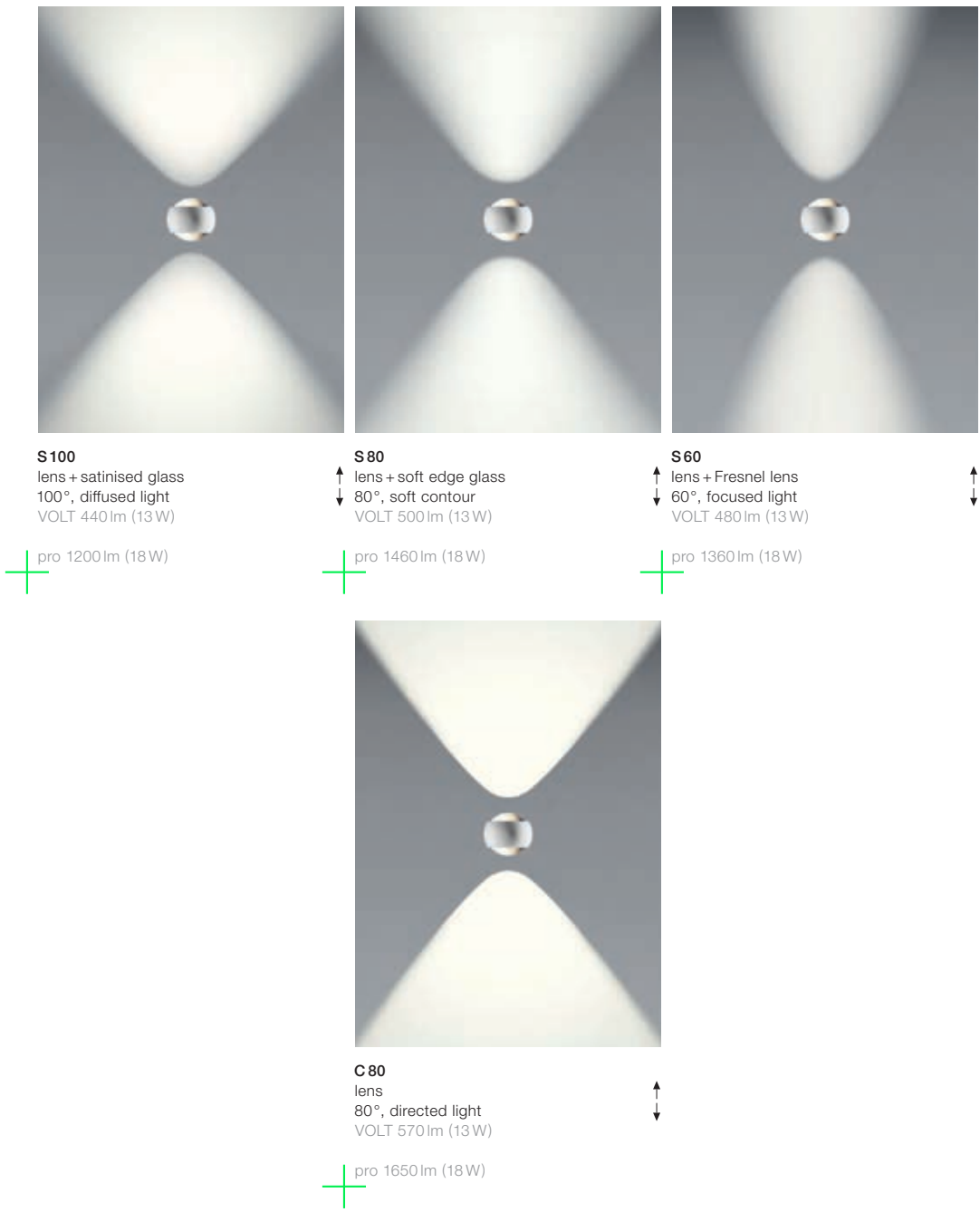
**Occhio air** – intuitive Bluetooth control (optional)

**KNX/DALI** – optional connectivity for pro luminaires (see page 388–389)

The aesthetics of movement: io spotlights captivate with their unmistakable minimalism. Magical movement functions and the characteristic lens optics make the io spotlights a unique, multi-functional system.




io spotlights  
lighting effect – double-sided




+ pro version »constant current«





**io spotlights**  
lighting effect – one-sided



**S100**  
lens + satinised glass  
100°, diffused light  
VOLT 550lm (13 W)


+ pro 740lm (13 W)

**S80**  
lens + soft edge glass  
80°, soft contour  
VOLT 680lm (13 W)

+ pro 900lm (13 W)

**S60**  
lens + Fresnel lens  
60°, focused light  
VOLT 650lm (13 W)

+ pro 830lm (13 W)



**C80**  
lens  
80°, directed light  
VOLT 730lm (13 W)

+ pro 1010lm (13 W)

+ pro version »constant current«



**LED**  
PERFECT COLOR

io 3d  
floor and table luminaires

**technology**  
2700/3000 K, perfect color LED (CRI 97)

**light and lumen specifications**  
for lighting effects and lumen specifications see page 300–301

**surfaces**

**chrome** (head / pads / body / base)

shiny chrome  
matt chrome  
glossy white / shiny chrome /  
glossy white



**colors** (head / pads / body / base)

matt white  
matt black  
matt gold / matt white  
matt gold / matt black



**materials** (head / pads / body / base)

rose gold / matt black  
bronze / matt black

phantom / matt black  
black phantom / matt black



The surfaces rose gold, bronze, phantom and black phantom may differ slightly from other product lines.



**io 3d basso**  
base ø 14 cm, body rotatable 360°, adjustable 90°, 13W, dimmable via »touchless control« (on the head)



**io 3d tavolo**  
base ø 18 cm, body rotatable 360°, adjustable 90°, 13W, dimmable via »touchless control« (on the head)



**io 3d basso**  
surface glossy white  
lighting effect C 80  
lens



io 3d lettura  
reading luminaire

**technology**  
2700/3000 K, perfect color LED (CRI 97)

**light and lumen specifications**  
for lighting effects and lumen  
specifications see page 300–301

**surfaces**

**chrome** (head / pads / body / base)

shiny chrome  
matt chrome  
glossy white / shiny chrome /  
glossy white

**colors** (head / pads / body / base)

matt white  
matt black  
matt gold / matt white  
matt gold / matt black

**materials** (head / pads / body / base)

rose gold / matt black  
bronze / matt black

phantom / matt black  
black phantom / matt black

The surfaces rose gold, bronze,  
phantom and black phantom  
may differ slightly from other  
product lines.



**io 3d lettura**  
height adjustable from 120 to 150 cm, base ø26 cm,  
body rotatable 360°, adjustable 135°, 13 W,  
dimmable via »touchless control (on the head)



**io 3d lettura**  
surface matt gold  
lighting effect S80  
lens + soft edge

io 3d pico  
wall and ceiling spotlights

**technology**  
2700/3000 K, perfect color LED (CRI 97)

+ optional pro version (»constant current«)  
for connection to external driver, no  
»touchless control«, 2700/3000/4000 K,  
perfect color LED (CRI 97)

**light and lumen specifications**  
for lighting effects and lumen  
specifications see page 300–301

**mounting options**

 »flat« recessed       »up« surface-mounted

**surfaces**

**chrome** (head / pads / body / base)

shiny chrome  
matt chrome  
glossy white / shiny chrome /  
glossy white



**colors** (head / pads / body / base)

matt white  
matt black  
matt gold / matt white  
matt gold / matt black



**materials** (head / pads / body / base)

rose gold / matt black  
bronze / matt black



phantom / matt black  
black phantom / matt black



The surfaces rose gold, bronze,  
phantom and black phantom  
may differ slightly from other  
product lines.



**Occhio air control** (optional)  
detailed information can be  
found on page 360–389

**DALI power supply unit**  
for information,  
see page 388–389

**io 3d pico**  
wall and ceiling mounting, body rotatable 360°,  
adjustable 90°, 18/13 W (switchable), dimmable  
via »touchless control« (on the head) or via  
trailing-edge phase cut dimmer and Occhio air  
(pro version – only for flat model – depending  
on power supply unit)



**io 3d pico flat**  
surface matt white  
lighting effect S80  
lens + soft edge



io 3d sospeso

suspended luminaires

**technology**  
2700/3000 K, perfect color LED (CRI 97)

+ optional pro version (»constant current«)  
for connection to external driver, no  
»touchless control«, 2700/3000/4000 K,  
perfect color LED (CRI 97)

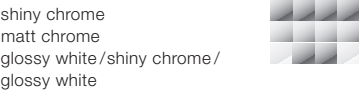
**light and lumen specifications**  
for lighting effects and lumen  
specifications see page 300–301

**mounting options**

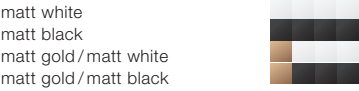


**surfaces**

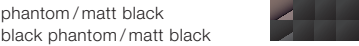

**chrome** (head / pads / body / base)



**colors** (head / pads / body / base)



**materials** (head / pads / body / base)



The surfaces rose gold, bronze,  
phantom and black phantom  
may differ slightly from other  
product lines.



**Occhio air control** (optional)  
detailed information can be  
found on page 360–389

**DALI power supply unit**  
for information,  
see page 388–389



**io 3d sospeso**  
pendant length max. 180 cm (fixed), 18/13 W  
(switchable), dimmable via »touchless control«  
(on the head) and Occhio air, alternatively  
dimmable via trailing-edge phase cut dimmer  
(pro version – only for flat model – depending  
on power supply unit)



**io 3d sospeso var**  
pendant length 50–200 cm, 18/13 W (switchable),  
dimmable via »touchless control« (on the head)  
and Occhio air, alternatively dimmable via  
trailing-edge phase cut dimmer, not available  
as pro version




io 3d sospeso up, io 3d pico up  
surfaces matt black  
lighting effect C 80  
lens

## io 3d features



joy of light – the io 3d luminaire series is synonymous with joy: Joy in the playful use of light. Joy in the individual design option of the luminaire and lighting effect. Joy in the perfect synthesis of form and function.



**choose your light** – Thanks to a magnetic catch, the lens can be removed with a simple twisting motion and individually configured with up to two optical inserts. The lighting effect can therefore be tailored precisely to the situation.



**3d movability** – The unique Occhio 3d joint allows the luminaire head to virtually float and enables total movability within the room – with magical movement.



## io 3d

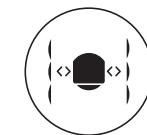
luminaire system – features



Intuition through innovation – new technology creates new freedom. Naturally, the brightness can be controlled where the light originates: on the head of the luminaire. With a simple gesture, the light can be switched on and off or dimmed – intuitively and touchlessly.



**touchless control** – io 3d table, floor and suspended luminaires can be operated without touching thanks to an infrared sensor system. In the case of wall and ceiling luminaires, the gesture control system can be enabled or disabled as necessary.



**create your style** – the changeable grip pads, available in different colors, provide extraordinary options for customization

head



inserts



**satinised glass** for soft widening  
of the light cone (optional)



**soft edge glass** for soft light  
contours (optional)



**Fresnel lens** for additional  
focusing (optional)

lens




for glare-free, directed light,  
with magnetic catch

color filters  
(optional, max. 13 W)

- filter red
- filter green
- filter blue
- filter yellow
- filter magenta


## io 3d

### lighting effects




**lighting effect S100**  
lens + satinised glass  
100°, diffused light  
910 lm (18 W), 630 lm (13 W)

+ pro 910 lm (18 W)



**lighting effect S80**  
lens + soft edge glass  
80°, soft contour  
1070 lm (18 W), 740 lm (13 W)

+ pro 1070 lm (18 W)



**lighting effect S60**  
lens + Fresnel lens  
60°, focused light  
990 lm (18 W), 680 lm (13 W)

+ pro 990 lm (18 W)



**lighting effect C80**  
lens  
80°, directed light  
1170 lm (18 W), 800 lm (13 W)

+ pro 1170 lm (18 W)

+ pro version »constant current«



**LED**  
PERFECT COLOR




## io 3d

lighting effects



lighting effect C 80  
lens



lighting effect C 80  
lens + filter blue  
lens + filter magenta

lighting effect C 80  
lens + filter green  
lens + filter red



X

Mto

Mto linear

L

Sento

Sento sospeso

Plü

M

lo

lui

3d kinematics, interchangeable lenses, zoom – lui combines lighting technology and design in a radical form



Design Axel Meise, Christoph Kügler

lui

E

Sito







lui alto v, lui alto  
surfaces rose gold  
lighting effect zoom  
lens S60  
high lens + soft edge

lui spotlights  
surface-mounted and track spotlights

**technology**  
VOLT light engine (230 V), 2700/3000 K,  
perfect color LED (CRI 97)

+ optional pro version («constant current»)  
for connection to external driver,  
2700/3000/4000 K,  
perfect color LED (CRI 97)

**light and lumen specifications**  
for lighting effects and lumen  
specifications see page 322–323

**lighting effects**  
zoom (continuous 20°–60°)  
or lens optic

**surfaces**

**chrome** (head / optics / base)

shiny chrome\*

**colors** (head / optics / base)

matt white  
matt black  
matt white / matt gold / matt white  
matt black / matt gold / matt black

**materials** (head / optics / base)

matt black / rose gold / matt black  
matt black / bronze / matt black

matt black / phantom / matt black  
matt black / black phantom / matt black

\*in matt white for doppio base,  
in matt white for track in-trac adapter

The surfaces rose gold, bronze,  
phantom and black phantom  
may differ slightly from other  
product lines.



can be swiveled



fix

**lui volto**  
surface-mounted, rotatable 360°, swivelling 90°,  
18 W (shiny chrome: 13 W), dimmable via trailing-  
edge phase cut dimmer, rear control dial and  
Occhio air (pro version depending on power  
supply unit)

**lui alto, lui alto v**  
**lui alto** mounting on flush-mounting box, rotatable  
360°, swivelling 45° / **lui alto v** surface mounting,  
fixed (non-swivelling), 18 W (shiny chrome: 13 W),  
dimmable via trailing-edge phase cut dimmer,  
rear control dial (not alto v), and Occhio air (pro  
version depending on power supply unit)



**lui alto doppio**  
surface-mounted, head rotatable 360°, swivelling  
45°, 2 × 18 W (shiny chrome: 2 × 13 W), dimmable  
via trailing-edge phase cut dimmer, rear control  
dial and Occhio air, not available as pro version

**lui alto track**  
with in-trac adapter for 3-phase bus track (Eutrac /  
Erco), head rotatable 360°, swivelling 55°, 18 W  
(shiny chrome: 13 W), dimmable via trailing-edge  
phase cut dimmer, rear control dial, not available  
as pro version



**Occhio air control** (optional)  
detailed information can be  
found on page 360–389

**DALI power supply unit**  
for information,  
see page 388–389



lui alto  
surfaces matt black  
lighting effect zoom



lui piano  
recessed spotlights

**technology**  
»constant current« version for connection  
to external driver (included), 2700/3000/  
4000 K, perfect color LED (CRI 97)

also available as pro version excluding  
external driver

**light and lumen specifications**  
for lighting effects and lumen  
specifications see page 322–323


**lighting effects**  
zoom (continuous 20°–60°)  
or lens optic

**mounting options**

-  edge
-  round
-  square
-  pure

**surfaces**



**chrome (optics / tube / cover)**



-  shiny chrome / matt white / shiny chrome\*
-  shiny chrome / matt white / matt white\*
-  matt chrome / matt white / matt chrome\*
-  matt chrome / matt white / matt white\*

**colors (optics / tube / cover)**

-  matt white
-  matt black
-  matt gold / matt white / matt gold
-  matt gold / matt black / matt gold

**materials (optics / tube / cover)**

-  rose gold / matt black / rose gold
-  bronze / matt black / bronze

-  phantom / matt black / phantom
-  black phantom / matt black / black phantom

\*tube and cover can be configured  
in other surfaces

The surfaces rose gold, bronze,  
phantom and black phantom  
may differ slightly from other  
product lines.



**Occhio air control** (optional)  
detailed information can be  
found on page 360–389

**DALI power supply unit**  
for information,  
see page 388–389



**lui piano v edge**

with filigree edge, non-swivelling, 18 W, dimmability  
depends on the power supply unit or dimmable  
via Occhio air

**lui piano edge**

with filigree edge, head rotatable 360°, swivelling  
45°, 18 W, dimmability depends on the power  
supply unit or dimmable via Occhio air



**lui piano v cover**

with round or square cover, non-swivelling, 18 W,  
dimmability depends on the power supply unit or  
dimmable via Occhio air

**lui piano cover**

with round or square cover, head rotatable 360°,  
swivelling 45°, 18 W, dimmability depends on the  
power supply unit or dimmable via Occhio air



**lui piano v pure**

no trim (flush mounting plate), non-swivelling, 18 W,  
dimmability depends on the power supply unit or  
dimmable via Occhio air

**lui piano pure**

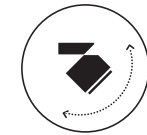

no trim (flush mounting plate), head rotatable 360°,  
swivelling 45°, 18 W, dimmability depends on the  
power supply unit or dimmable via Occhio air



lui piano edge  
surface phantom  
lighting effect zoom

## lui spotlights

recessed, surface-mounted and track spotlights – features



**3d movability** – The mobility of the spotlights is inspired by geometry. The virtually invisible joint mechanism emphasizes the clear, functional form to the fore.



**plug & play** – Occhio VOLT makes working with light as easy as it was in the days of the light bulb: the innovative 230-V LED technology can be used without power supply units and allows revolutionary, minimalist design (lui surface-mounted spotlights).



**Occhio air** – intuitive Bluetooth control (optional)

**KNX/DALI** – optional connectivity for pro luminaires (see page 388–389)

The lui spotlight series combines a clear, minimalist design, innovative LED technology and perfect lighting in a comprehensive range of recessed, surface mount and track spotlight systems.



lui 3d  
ceiling and track spotlights

**technology**  
2700/3000 K, perfect color LED (CRI 97)

pro power version, 26 W for connection  
to external driver or 3-phase bus track,  
2700/3000/4000 K, perfect color LED  
(CRI 97)

**light and lumen specifications**  
for lighting effects and lumen  
specifications see page 322–323

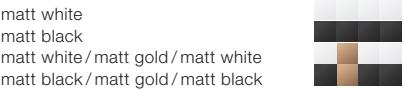
**lighting effects**  
zoom (continuous 20°–60°)  
or lens optic

**mounting options**

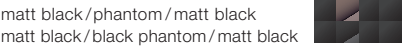
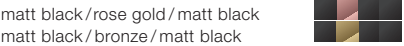


**surfaces**

**colors** (head / optics / body / base)



**materials** (head / optics / body / base)



The surfaces rose gold, bronze,  
phantom and black phantom  
may differ slightly from other  
product lines.



**Occhio air control** (optional)  
detailed information can be  
found on page 360–389

**DALI power supply unit**  
for information,  
see page 388–389



**lui 3d pico**  
ceiling and wall mounting, body rotatable 360°,  
swivelling 90°, 26 W, dimmability depends on  
power supply unit



**lui 3d pico up**  
surfaces matt white  
lighting effect S 40  
lens + medium lens + soft edge

lui 3d  
floor spotlights

**technology**  
2700/3000 K, perfect color LED (CRI97)

**light and lumen specifications**  
for lighting effects and lumen specifications see page 322–323

**lighting effects**  
zoom (continuously adjustable from 20° to 60°) or lens

**surfaces**

**chrome** (head / optics / body / base)

shiny chrome  
matt chrome

**colors** (head / optics / body / base)

matt white  
matt black  
matt white / matt gold / matt white  
matt black / matt gold / matt black

**materials** (head / optics / body / base)


matt black / rose gold / matt black  
matt black / bronze / matt black

matt black / phantom / matt black  
matt black / black phantom / matt black

The surfaces rose gold, bronze, phantom and black phantom may differ slightly from other product lines.



**lui 3d basso**  
base ø 14 cm, body rotatable 360°, swivelling 90°, 18 W (shiny chrome: 13 W), dimmable via rear slide control



**lui 3d basso**  
surface matt gold  
lighting effect zoom



## lui 3d

spotlight system – features



The perfect combination of form and function – three-dimensional mobility, outstanding light quality and optimum energy efficiency for precise lighting for both residential and public settings.



**3d moveability** – the Occhio 3d joint defines the characteristic slant of the lui luminaire head and thus enables its free movement in the room.

## lui

the multifunctional light tool



**choose your light** – you have the choice: The zoom optics allow the beam spread to be continuously adjusted from 20° to 60°. Alternatively interchangeable lenses and inserts can be used to create precise lighting effects.

The lui spotlight system is lighting technology in its most beautiful form: Interchangeable lenses as found in the field of photography open up new possibilities in lighting design – with the highest quality of light and the maximum of efficiency.



head



zoom optics



adjustable lens 20–60°

lens optics



lens



medium



high

filters

soft edge glass  
for soft light contour

clear glass

Fresnel lens for additional  
focusing of the light


color filters (optional für zoom)

- filter red
- filter green
- filter blue
- filter yellow
- filter magenta

## lui spotlights / lui 3d

lighting effects

## zoom

zoom  
20–60°

zoom lens  
soft edge glass (standard)  
VOLT 560lm (18 W)

+ pro 890lm (18 W)

lens  
softS 80  
80°

lens  
med. lens + soft edge  
VOLT 720lm (18 W)

+ pro 1010lm (18 W)

S 60  
60°

lens  
high lens + soft edge  
VOLT 720lm (18 W)

+ pro 1010lm (18 W)

S 40  
40°

lens  
med. lens + Fresnel  
VOLT 600lm (18 W)


+ pro 910lm (18 W)

S 30  
30°

lens  
high lens + Fresnel  
VOLT 630lm (18 W)

+ pro 940lm (18 W)

## contour

C 80  
80°

lens  
med. lens + clear glass  
VOLT 720lm (18 W)

+ pro 1010lm (18 W)

C 60  
60°

lens  
high lens + clear glass  
VOLT 720lm (18 W)

+ pro 1040lm (18 W)

+ pro version »constant current«



**LED**  
PERFECT COLOR

X

Mto

Mto linear

L

Sento

Sento sospeso

Plù


M

lo

lui

lei

The first shade luminaire  
with adjustable radiance



Design Axel Meise, Christoph Kügler

lei

lo

lui



lei 3d  
table and reading luminaires

**technology**  
2700/3000 K, perfect color LED (CRI 97)

**light and lumen specifications**  
for lighting effects and lumen specifications see page 334–335

**surfaces**

**chrome** (ring + cover / body / base)

shiny chrome  
matt chrome  
glossy white / shiny chrome /  
glossy white



**colors** (ring + cover / body / base)

matt white  
matt black  
matt gold / matt white  
matt gold / matt black



**materials** (ring + cover / body / base)

rose gold / matt black  
bronze / matt black



phantom / matt black  
black phantom / matt black



**surface shade**

matt white (translucent)



The surfaces rose gold, bronze, phantom and black phantom may differ slightly from other product lines.



**lei 3d tavolo**  
40 cm, base ø 18 cm, body rotatable 360°, adjustable 135°, 9 W, dimmable via rear sensor button



**lei 3d lettura**  
120–150 cm, base ø 26 cm, body rotatable 360°, adjustable 135°, 9 W, dimmable via rear sensor button



**lei 3d lettura**  
surface black  
half-open iris

lei 3d

wall, ceiling and suspended luminaires

**technology**  
2700/3000 K, perfect color LED (CRI97)

**light and lumen specifications**  
for lighting effects and lumen specifications see page 334–335

**mounting options**

»flat« recessed    »up« surface-mounted

**surfaces**

**chrome** (ring + cover / body / base)

shiny chrome  
matt chrome  
glossy white / shiny chrome / glossy white

**colors** (ring + cover / body / base)

matt white  
matt black  
matt gold / matt white  
matt gold / matt black

**materials** (ring + cover / body / base)

rose gold / matt black  
bronze / matt black

phantom / matt black  
black phantom / matt black

**surface shade**

matt white (translucent)

The surfaces rose gold, bronze, phantom and black phantom may differ slightly from other product lines.



**Occhio air control** (optional)  
detailed information can be found on page 360–389



**lei 3d parete**  
15 cm, head and body rotatable 360°, 9 W, dimmable via trailing-edge phase cut dimmer or via rear sensor button (on the head) and Occhio air



**lei 3d sospeso**  
pendant length max. 180 cm, head and body rotatable 360°, 9 W, dimmable via rear sensor button (on the head) and Occhio air, can alternatively via trailing-edge phase cut dimmer




**lei 3d sospeso var**  
pendant length 80–280 cm (variable), head and body rotatable 360°, 9 W, dimmable via rear sensor button (on the head) and Occhio air, alternatively dimmable via trailing-edge phase cut dimmer

lei 3d sospeso  
surfaces matt chrome  
iris almost closed



## lei 3d

the luminaire system for magical transformation



**choose your light** – when the iris shutter is open it allows the light to focus outwards. If it is closed, the translucent shade lights up from inside, creating a wonderful atmospheric light.

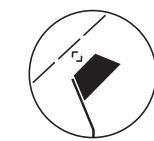
Extroverted or introverted, shade luminaire or spotlight – lei surprises with sophisticated lighting technology: an adjustable iris shutter allows various lighting moods to be created.

## lei 3d

luminaire system – features



lei celebrates the magic of transformation. With an elegant lightness, it shows off its extraordinary flexibility thanks to its modularity and 3d mobility. A variety of style options with various color combinations offer maximum freedom of design. lei can therefore be perfectly coordinated with the architecture and interior design of the room.



**create your style** – the interchangeable rings and cover of the luminaire head are available with various surfaces and can therefore be customized individually.



**3d movability** – the unique Occhio 3d joint connects the head of the lei luminaire to the luminaire body, allowing unrestricted, three-dimensional movement.



head




lens for glare-free, directed light

ring



opened iris



iris for flexibly adjusting the proportion of direct and ambient light (can be changed with magnetic catch)



closed iris

lei 3d  
lighting effects



iris completely open  
610lm (9 W)

iris half open

iris closed



# E series

Sito meets the high standards that Occhio applies to the design and light quality for outdoor areas. Whether on the building itself, on terraces, on paths or in the garden: Sito adds clear accents – for holistic lighting concepts.

Sito





E series  
product overview



Sito floor luminaires  
page 352–353



Sito bollard luminaire  
page 350–351



Sito wall luminaire  
page 346–347



Sito wall luminaire  
page 346–347



Sito wall and ceiling luminaire  
page 348–349



Sito ceiling luminaire  
page 348–349



X

Mito

Mito linear

L

Santo

Santo sospeso

Più

M

io

lui

lei

tu

# Sito

Perfect light. Outside.



Design Axel Meise

Sito





Sito palo  
surfaces matt black  
lighting effect S80





Sito basso, Sito verticale  
surface matt black  
lighting effect S80



Sito  
wall luminaires

light source  
2700/3000 K, perfect color LED (CRI97)

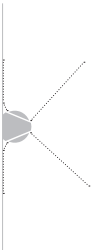
light  
lighting effects see page 356–359

surfaces (head)

glossy white  
matt white  
matt black



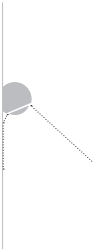
**Sito verticale**  
surface-mounted, 2 × 9 W, dust-tight and jet-proof,  
dimnable via trailing-edge phase cut dimmer and  
via Occhio air



vertical light output



**Sito giù**  
surface-mounted, 18 W, dust-tight and jet-proof,  
dimnable via trailing-edge phase cut dimmer and  
via Occhio air



vertical light output



Occhio air control (optional)  
information see  
page 360–389



**Sito verticale**  
surfaces matt white  
lighting effect C 80



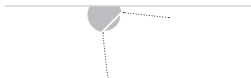
Sito  
wall and ceiling luminaires

light source  
2700/3000 K, perfect color LED (CRI97)

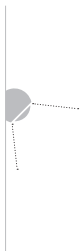
light  
lighting effects see page 358–359

surfaces (head)

glossy white  
matt white  
matt black

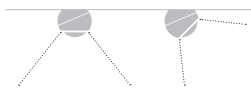


45°



45°

**Sito lato**  
surface-mounted, 18 W, dust-tight and jet-proof,  
dimnable via trailing-edge phase cut dimmer  
and via Occhio air



90° – 45°

**Sito giro**  
surface-mounted, rotatable 360°, adjustable 45°,  
8 W, dust-tight and jet-proof, dimmable via trailing-  
edge phase cut dimmer and via Occhio air



**Occhio air control** (optional)  
information see  
page 360–389



**Sito lato**  
surfaces matt black  
lighting effect S40



Sito palo  
bollard luminaire

light source  
2700/3000 K, perfect color LED (CRI97)

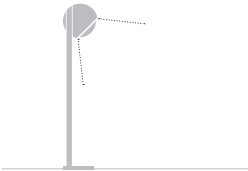
light  
lighting effects see page 358–359

surfaces (head)

glossy white  
matt white  
matt black

surfaces (body/base)

matt white  
matt black



Occhio air control (optional)  
information see  
page 360–389

Sito palo  
base ø 13 cm, height 65 cm, head rotatable 45°,  
18 W, dust-tight and jet-proof, dimmable via  
trailing-edge phase cut dimmer and via Occhio air



Sito palo  
surfaces matt black  
lighting effect C80



Sito basso  
floor luminaire

light source  
2700/3000 K, perfect color LED (CRI97)

light  
lighting effects see page 358–359

surfaces (head)

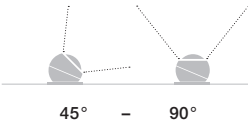
glossy white  
matt white  
matt black

surfaces (base)

matt white  
matt black



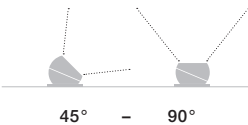
**Sito basso**  
base ø 15 cm, head rotatable 360°, adjustable  
45°, 18 W, dust-tight and jet-proof, dimmable via  
trailing-edge phase cut dimmer and via Occhio air



Occhio air control (optional)  
information see  
page 360–389



**Sito R basso**  
base ø 15 cm, head rotatable 360°, adjustable  
45°, 18 W, dust-tight and jet-proof, dimmable via  
trailing-edge phase cut dimmer and via Occhio air




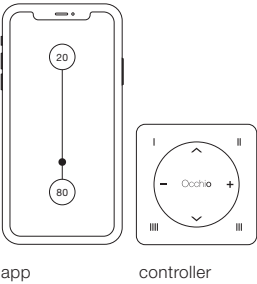
**Sito basso**  
surfaces matt black  
lighting effect S40





Sito  
outdoor luminaires – features


The Sito luminaire family extends the idea of holistic lighting design with Occhio to the exterior. The glare-free lens optics inside with their selectable lighting effects offer maximum design freedom.

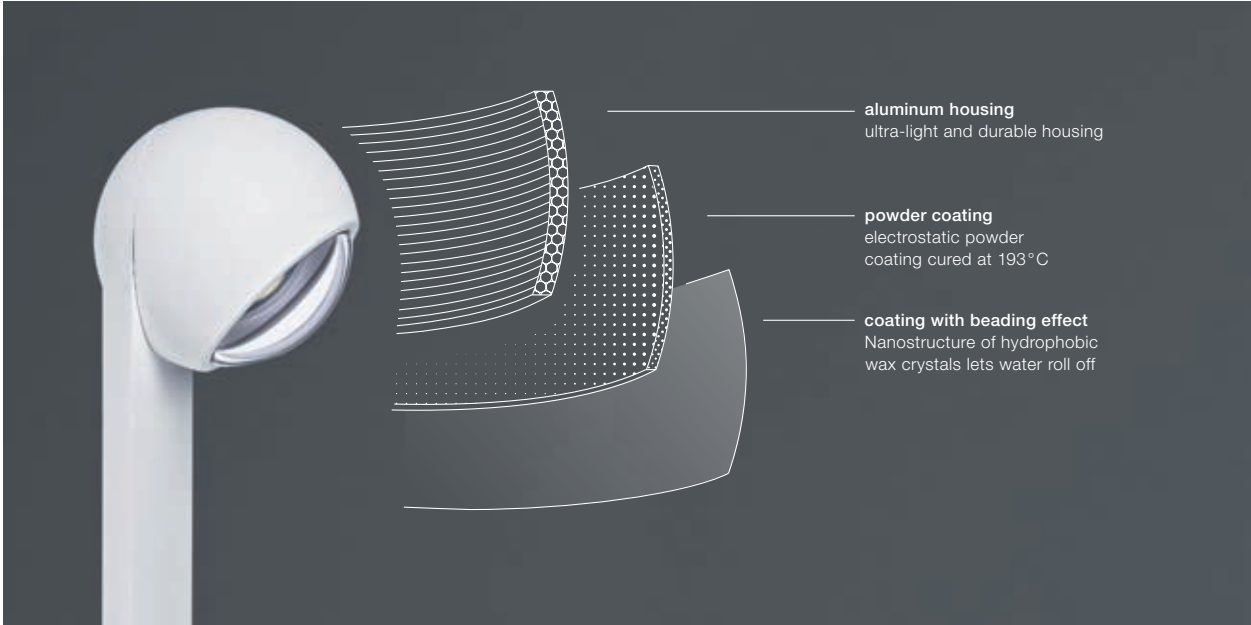
 **Occhio air** – intuitive  
Bluetooth control (optional)




 **IP 65** – Sito is dust-tight and jet-proof and thus satisfies the highest requirements for outdoor luminaires.



 **plug & play** – the Occhio VOLT technology makes it possible for you to use Sito without external power supply units, resulting in a minimalistic design with maximum luminosity.



 **UV resistant** – high-quality materials such as powder-coated aluminum and maritime finishes ensure a high level of UV and weather durability.

↑  
double-sided light output  
↓



head

lens

medium

inserts

soft edge glass for soft  
light contours (optional)


spherical glass

Due to the dust-tight and jet-proof design,  
a subsequent design, the lighting effect cannot  
be adjusted retrospectively.

# Sito

double-sided lighting effect

verticale



**C 80**  
medium lens, 80°,  
directed light  
1100 lm (2 × 9 W)

**S 80**  
medium lens + soft-edge glass, 80°,  
soft contour  
980 lm (2 × 9 W)



**LED**  
PERFECT COLOR






Due to the dust-tight and jet-proof design, a subsequent design, the lighting effect cannot be adjusted retrospectively.

**Sito**  
single-sided lighting effect

basso, giro, lato, palo




**C 80**  
medium lens, 80°, directed light  
1100 lm (18 W)

**S 80**  
medium lens + soft-edge glass, 80°, soft contour  
980 lm (18 W)

**S 40**  
medium lens + Fresnel lens, 40°, concentrated light  
870 lm (18 W)

giù



**C 80**  
medium lens, 80°, directed light  
550 lm (9 W)

**S 80**  
medium lens + soft-edge glass, 80°, soft contour  
490 lm (9 W)



**LED**  
PERFECT COLOR

# Control – joy of use

The joy of using light is always the focus at Occhio – be it using individual luminaires, staging whole room situations, or the convenient control of entire buildings. Occhio offers fascinating features and comprehensive possibilities of interaction – for a unique lighting experience!







# Occhio air

With the Bluetooth-based light-control system Occhio air, you can manage light simply and intuitively – from anywhere, independently of any home automation.





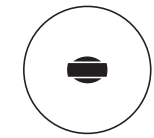



Using a tablet, smartphone or Occhio controller, you can operate all luminaires simply by touch. Change the atmosphere of your environment with a touch of the button: working with light becomes a playful pleasure.

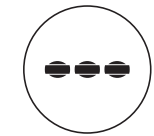


## Occhio air

design with light – simply, intuitively and from anywhere



**luminaire** – control individual luminaires



**group** – control several luminaires at the same time



**scenes** – create and retrieve light scenes

Set the ambience for a room with a simple touch. Whether you want to switch, dim or fade individual luminaires or control groups of luminaires or entire lighting scenarios – thanks to its possibilities of easy installation and intuitive operation, Occhio air provides individual design options, that can be changed at anytime.



## Occhio air

we put light into your hands

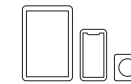


## Occhio air app

A totally new dimension of operating comfort. The Occhio air app for tablets and smartphones is available for download in the App Store or Google Play at no charge.



Occhio air  
powered by  
Casambi



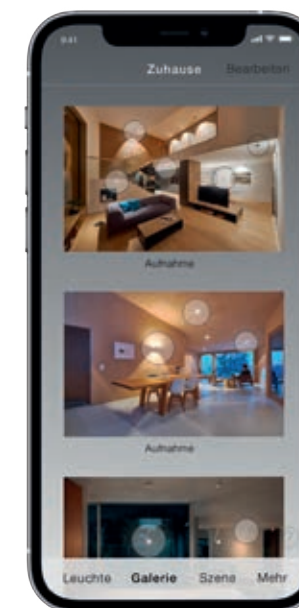
### luminaires/groups

Everything at a glance for individual and precise control of single luminaires or groups.



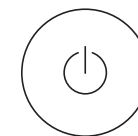
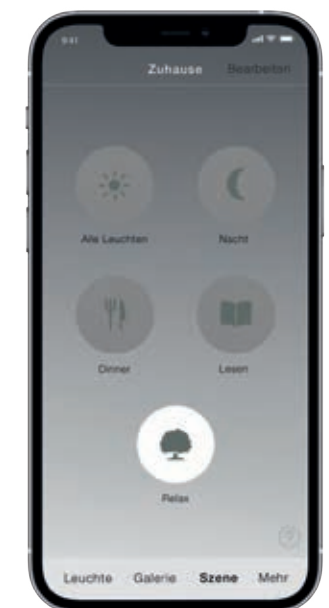
### rooms

Use pictures of your rooms for quick navigation and easy control of your luminaires.

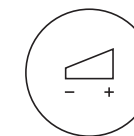


### scenes

Use pre-configured scenes to intuitively adapt the lighting to your respective needs.



**switch**  
on/off



**dimming**  
continuous brightness control



**up/down fading**  
use light to create  
room ambience



**color tune**  
select color temperature



## Occhio air

greatest ease of use for any situation



## Occhio air controller

The Occhio air controller makes it possible to operate single luminaires, groups and scenes even without the Occhio air app – whenever and wherever you want. The Occhio air controller is available in four colors as a mobile table version or with a magnetic wall mount.



matt white/glossy white



matt black/glossy black



matt white/matt chrome



matt black/matt chrome

with magnetic wall mount (optional)




table version



## up/down fading

directing the light in the room



**up/down fading** – with the help of Occhio air, the entire luminous power can be pulled from one side to the other for a continuous shift between uplight and downlight.

### control via Occhio air



### gesture control for luminaires in the reach of hand



»up/down fading« available for



io verticale



Sento



Sento sospeso



Mito




Mito linear

»up/down fading« is a truly unique feature from Occhio. The light from one or more luminaires is directed in the room creating unprecedented possibilities of changing the lighting atmosphere. This can be done via Occhio air or gesture control.



## color tune

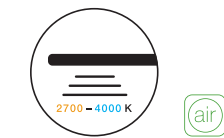
controlling the lighting ambience



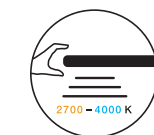
»color tune« opens up completely new ways to adjust the light color to your personal needs. Cooler lighting tones boost concentration and are therefore ideal for work tasks. Warm lighting tones create a relaxing atmosphere in the room.

**color tune** – a feature for adjusting the color temperature of Mito luminaires. You can adjust the color temperature to meet your respective needs using the Occhio air app, controller or simply with a gesture: from warm tones at 2700 K to cooler light at 4000 K.

### control via Occhio air



### gesture control for luminaires in the reach of hand



»color tune« available for



Mito

Mito linear

air sync  
controlling several luminaires at the same time



Occhio air offers a fascinating feature: several luminaires can be controlled extremely easily with a gesture – wireless connection via Occhio air sync.

\*except for Mito soffitto and Mito alto



**air sync** – Sento and Mito luminaires are designed for the synchronization of several luminaires: Luminaires can be synchronized wirelessly via Occhio air. Control the luminaires in a group within the same luminaire range with just a gesture.



»air sync« available in the series



Sento



Sento sospeso



Mito\*



Mito linear\*



Occhio air  
product overview

Bluetooth-based Occhio air control and its wide range of functions is optionally available for all Occhio luminaire series. Depending on the luminaire family, a wireless module is integrated directly into the luminaire or is connected externally to the power supply of the luminaire.




   
Mito                      Mito linear

**Mito »air« box** – The Mito »air« box makes it possible to use the extensive control options of the X series comfortably via Bluetooth. Within mobile luminaires the Mito »air« box is always integrated in the power supply unit, for surface-mounted luminaires it is integrated in the canopy.



   
Sento                      Sento  
   sospeso






**Occhio air head** – Occhio air control is optionally integrated directly into the luminaire heads of the Sento system. As a result, luminaires can be controlled directly via Bluetooth – without additional installation work.



      
Più                      Più R                      io                      lui                      lei

**Occhio air module** – For Occhio wall luminaires, ceiling luminaires and spotlights in the L series (Più and Più R) and M series (io, lui and lei), either the »air« adapter (see image) for surface mounting or the »air« module for mounting in a void ceiling or a dry wall is available.

Occhio air  
overview of luminaire features

						
		switching and dimming	up/down fading	color tune	air sync*	magic move
 Mito mobile		✓	✓	✓	✓	
 Mito	 Mito linear	✓	✓ for luminaires with double-sided light output	✓	✓	✓ Mito sospeso move
 Sento	 Sento sospeso	✓	✓ for luminaires with double-sided light output		✓	
 Più	 Più R	✓				
 io	 lui					
 lei						
 Sito		✓				

The many possibilities for individual lighting design with Occhio air are available holistically across all series.

Occhio air combined with KNX building control system; see page 388–389

\*Synchronization within the model range






# Occhio air plus

Occhio air plus adds Bluetooth-based features to the Occhio air system, that are specifically relevant for the project sector.



## Occhio air plus

more options for controlling light within a project




Motion detectors, automated lighting and controlling larger networks, even from afar – Occhio air plus makes this possible. Furthermore, existing light switches can be extended by Occhio air, in order to retrieve light scenes.

You can find further information at  
[www.occhio.com/occhioairplus](http://www.occhio.com/occhioairplus)



**remote access** – easily control luminaires on the go via a Bluetooth gateway.



**integrating light switches into the Occhio air system** – Bluetooth push-button modules make it possible to control »air« luminaires and to retrieve scenes even without the Occhio air app.



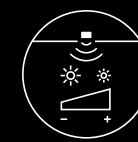


## Occhio air plus – Sensor System


automated control of luminaires

Motion detectors with presence or brightness sensors enable automated control of luminaires. As a result, the lighting in a room is adjusted perfectly to meet the needs of the user.

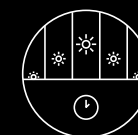

You can find further information  
[www.occhio.com/occhioairplus](http://www.occhio.com/occhioairplus)



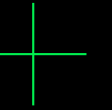
**brightness sensors** – thanks to Bluetooth brightness sensors, the lighting automatically adjusts to ambient light, even without any wiring work.



**motion sensors** – thanks to Bluetooth motion sensors, the lighting automatically reacts if someone is present in the room, even without any wiring work.



**human centric lighting** – the Occhio air app enables scenes involving daylight that helps users with the circadian rhythm through the dynamic adjustment of light color and intensity.



## KNX/DALI Connectivity

Occhio solutions for professional building control systems

All Occhio luminaires are compatible with modern KNX / DALI building control systems. Depending on the application, there are a variety of solutions – from a simple circuit to the complete orchestration of luminaires in a room using a building control system and Occhio air.

You can find further information at  
[www.occhio.com/dali-knx](http://www.occhio.com/dali-knx)



### basic

**basic control** – Occhio luminaires can be switched on and off via the building control system with KNX/DALI actuators. Occhio air and »touchless control« also enable full operation of all lighting functions for a luminaire that is switched on.



### dual

**dual control** – the Occhio DALI »air« gateway enables advanced control of Occhio air luminaires via the building control system. At the same time, all lighting functions can still be controlled via the Occhio air app or controller, as well as via »touchless control«.



### pro

**pro control** – using Occhio luminaires that are compatible with DALI enables central control of advanced lighting functions via the building control system. The »color tune« and »touchless control« features are also possible for Mito and Mito linear luminaires with a Mito DALI box.



We create a new  
culture of light –  
to enrich people's  
quality of life.

home



office



shop



health care



hotel



# Fels in der Brandung

Passau, Germany



year of completion 2017  
area (gross total area) 153 m<sup>2</sup>  
client private  
architecture koeberl doeringer architekten  
lighting design koeberl doeringer architekten  
luminaires Mito largo, Mito raggio,  
Mito volo, Più alto  
photos Robert Sprang, Munich







**Haus Lumar**  
Vienna, Austria



year of completion 2015  
client Lumar IG  
architecture SoNo Architekten, Ajdovščina  
lighting design Moderna, Ljubljana  
luminaires Sento lettura, Sento sospeso due,  
Più R alto 3d, Più R alto, Più R piano pure  
photos Robert Sprang, Munich







# Haus M

Munich, Germany



**year of completion:** 2015

**client** privat

**architecture** maio & maio architekten, Munich

**interior design** Yasemin Loher Interiors, Munich

**space-defining extensions + lighting design**

maio & maio architekten, Munich

**luminaires** lui 3d pico, lei 3d tavolo, lei 3d lettura,  
lei 3d linea tre, io 3d pico, io 3d tavolo, io 3d lettura,  
io 3d sospeso

**photos** Hubertus Hamm, Munich







**Haus am See**  
Starnberg, Germany



year of completion 2000/2019  
area 300 m<sup>2</sup>  
client privat  
architecture Design Associates  
lighting design: Occhio  
luminaires Mito sospeso, Mito soffitto, Mito largo,  
Mito raggio, Mito volo, Mito alto  
photos Robert Sprang, Munich









**Gaggenau Showroom**  
London, England

**GAGGENAU**



year of completion 2016  
area 210 m<sup>2</sup>  
client Gaggenau  
interior design einszu33 GmbH, Munich  
lighting design einszu33 GmbH, Munich  
luminaires Divo stilo, Più R piano,  
Più R alto 3d track, Sento tavolo  
photos Bodo Mertoglu, Murnau







**Hotel Misan**  
Norderney, Germany



year of completion 2020  
area 1.200 m<sup>2</sup>  
client CWD Miramar  
architecture Schulze Gronover Architekten  
interior design kas-innenarchitektur  
lighting design Occhio  
luminaires Mito sospeso, Mito soffitto, Sento verticale,  
Sento lettura, Più piano, Più alto, lui volto  
photos Robert Sprang, Munich







**BORA Headquarter**  
Niederndorf, Austria



year of completion 2018  
area 4.500 m<sup>2</sup>  
client BORA  
architecture Guggenbichler + Wagenstaller  
interior design BORA  
lighting design Licht im Werkhaus  
luminaires Mito sospeso, lui alto track  
photos Robert Sprang, Munich







**Office Alter Hof**  
Munich, Germany



**year of completion** 2019

**area** 1.800 m<sup>2</sup>

**client** Bayerische Hausbau GmbH

**architecture** Peter Kulka Architektur

**interior design** CSMM

**lighting design:** Occhio

**luminaires** Mito sospeso, Mito soffitto, Mito largo,

Mito raggio, Mito terra 3d, Sento sospeso, Sento

verticale, Più piano, Io piano, lui piano, lui alto

**photos** Christoph Philadelphia,

Robert Sprang, Munich







**Gabrielenlofts**  
Munich, Germany



year of completion 2018  
area 1.400 m<sup>2</sup>  
client Gabrienstraße 9 GmbH  
project development / concept Uwe Binnberg  
interior design Uwe Binnberg / seven elohim  
lighting design Lumen3, Occhio  
luminaires Mito sospeso, Mito volo, Sento verticale,  
Sento terra, Più alto 3d track, lui piano  
photos Robert Sprang, Munich









black phantom

phantom\*

rose gold (Sento, Più, io, lui, lei)

rose gold\* (Mito)

bronze\*

surfaces

# live your style

matt gold

matt chrome (Sento, Più, io, lui, lei)

matt silver (Mito)

shiny chrome (Sento, Più, io, lui, lei)

glossy white (Sento, Più, io, lei)

matt white

For details about surfaces and configurations, please see [www.occhio.com](http://www.occhio.com)

\*PVD Surfaces that are manufactured in a complex metalization process

matt black



the universe



of light





# imprint

**editor**  
Occhio GmbH  
Wiener Platz 7  
81667 Munich  
Tel +49 89 44 77 86 30  
info@occhio.com

CEO Dr. Benno Zerlin  
co-CEO Susann Meise  
HRB 133172/USI-Id DE 813 013 462

**product design**  
Axel Meise  
co-Designer Christoph Kügler (L, M Series)

**concept/design**  
Martin et Karczinski  
www.martinetkarczinski.de

**post production**  
Gold GmbH  
www.goldgmbh.de

**renderings**  
Chris Faber, www.chrisfaber.studio  
Sunday digital, www.sunday.digital

**photos**  
Bohman + Sjöstrand, www.bohmansjostrand.com  
Mierswa + Kluska, www.mierswa-kluska.de  
Robert Sprang, www.rs fotografie.de  
Christoph Philadelphia, www.christoph-philadelphia.com

**print**  
Druckerei Vogl GmbH & Co KG  
Georg-Wimmer-Ring 9, 85604 Zorneding, Germany  
www.druckerei-vogl.de

**english**  
2021 | 11 – first edition  
Subject to errors and technical changes.

© Occhio GmbH 2021

Occhio